

Performance and Assurance Dashboard

November 2023



GIG
CYMRU
NHS
WALES

Iechyd Cyhoeddus
Cymru
Public Health
Wales

Governance and Accountability



Performance & Assurance Dashboard - Sickness Absence
Corporate Analytics

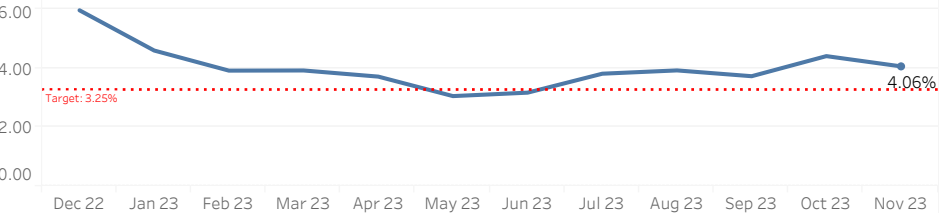


Sickness Absence: Key Metrics

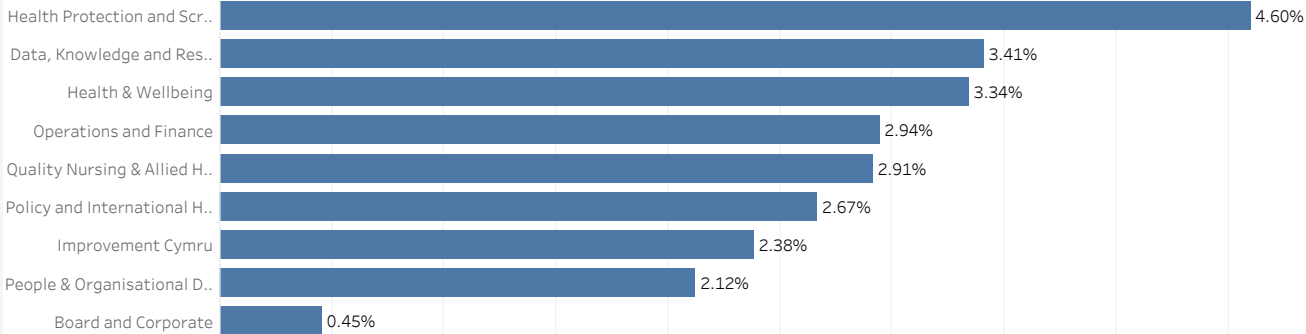
4.02%
12-months Rolling
Sickness Absence FTE %

4.06%
Sickness Absence FTE for
November 2023

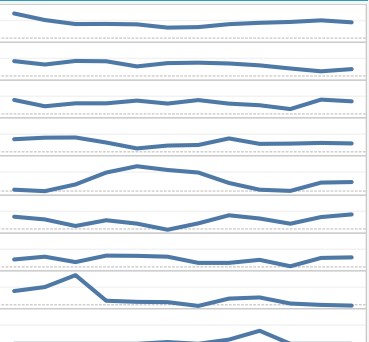
Monthly Sickness Absence Timeline



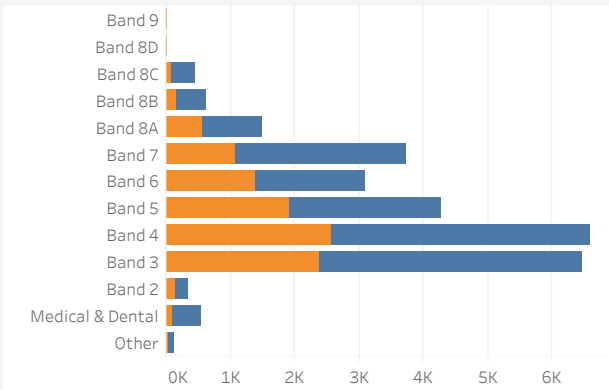
Sickness Absence by Directorate - Rolling 12 months



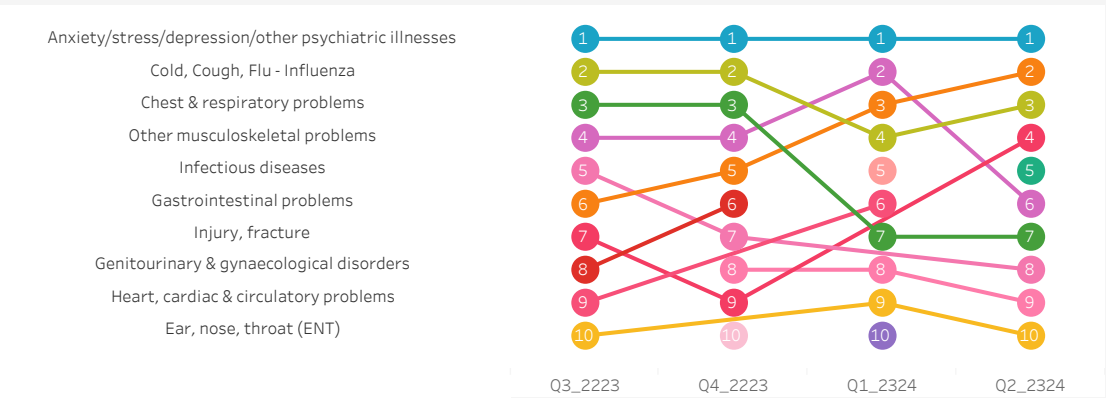
12 month trend



Sickness Absence by Pay Grade (FTE Days Lost)



Top 10 Sickness Absence Reasons by Quarter



Data Source: [ESR-Sickness Absence], Data Updated on:30-Nov-23, Data Source Rating: [Gold]

WORKFORCE OVERVIEW |



2,136

headcount

1,953

FTE

72%

FULL TIME

91%

PERMANENT

FILTERS

REPORT DATE
11/30/2023

MEASURE SELECTED
Headcount

COLOUR BAR CHARTS BY
None

RESET

EXPORT PDF

HEADCOUNT BY HIERARCHY

FULLTIME or PERMANENT members of staff

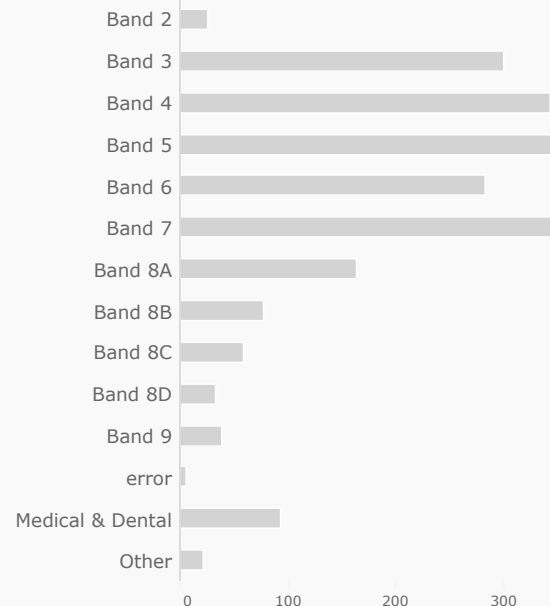
Filters:



HEADCOUNT BY PAY GRADE

FULLTIME or PERMANENT members of staff

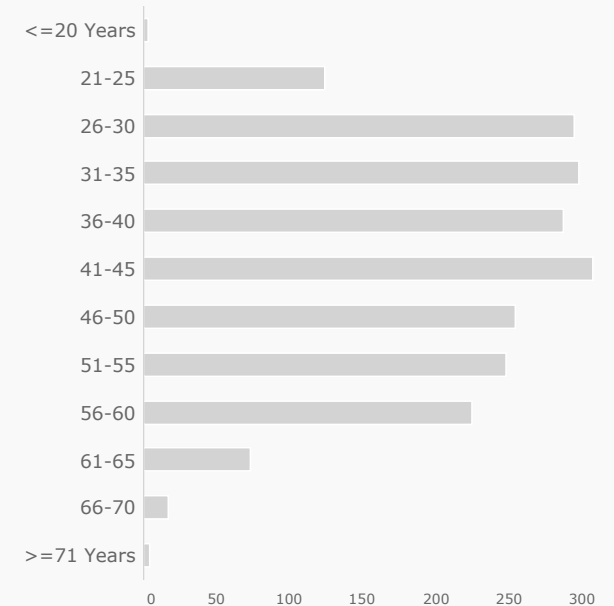
Filters:



HEADCOUNT BY AGE BAND

FULLTIME or PERMANENT members of staff

Filters:



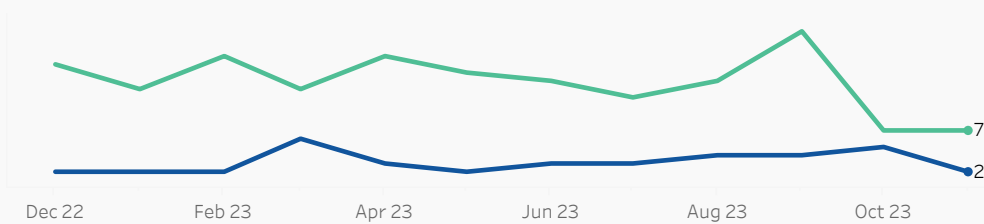
Overview |



9.3%
12 MONTH TURNOVER

0.4%
MONTHLY TURNOVER

Leavers Trend: **Permanent Contract** | **Fixed Term Contract**



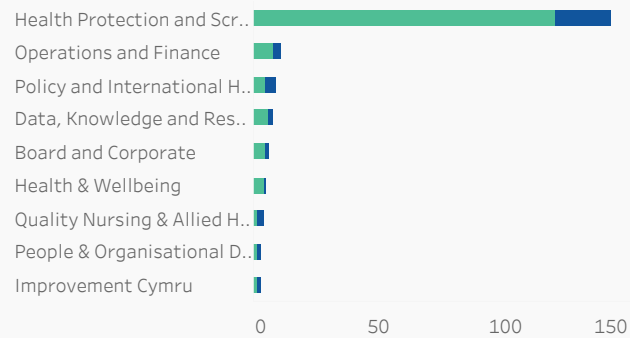
FILTERS

Report Date
11/30/2023

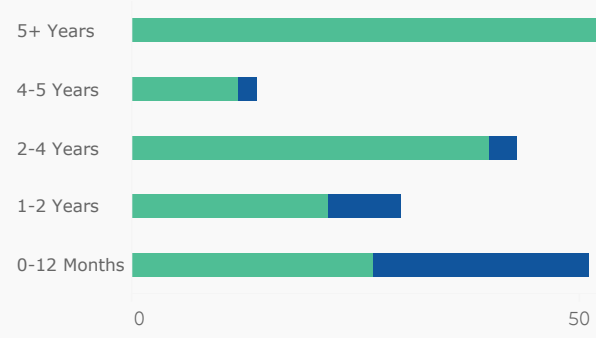
Number of months
12

Assignment Category
All

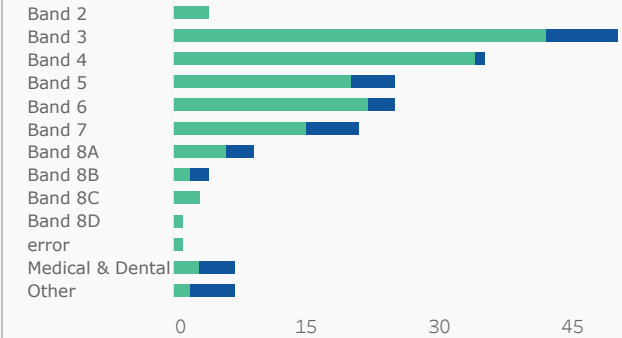
SUM OF LEAVERS BY DIRECTORATE



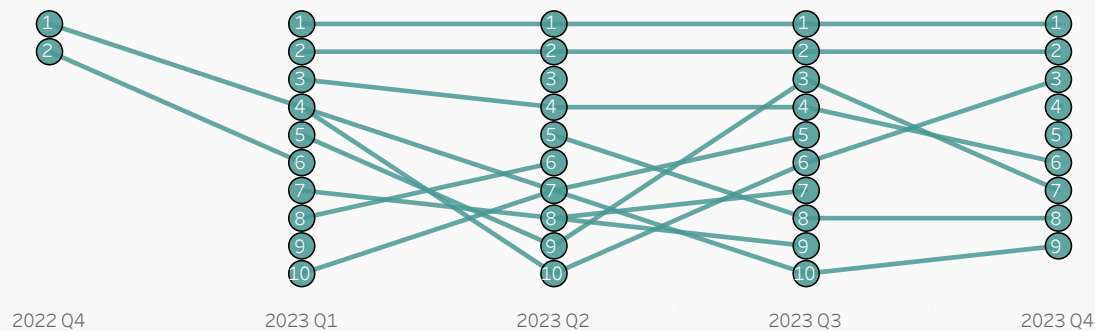
SUM OF LEAVERS BY LENGTH OF SERVICE



SUM OF LEAVERS BY PAY BAND



TOP 10 LEAVING REASONS BY QUARTER



Latest Quarter to selected Report Date

Other/Not Known
Promotion
End of Fixed Term Contract
Completion of Training Scheme
Other
Relocation
To undertake further education or training
Work Life Balance
Retirement Age

Data Source: [ESR-Workforce Profile], Data Updated on:30-Nov-23, Data Source Rating: [Gold]

STATUTORY & MANDATORY TRAINING OVERVIEW |



91.3%

Core Compliance



89.2%

Extended Compliance



2,123

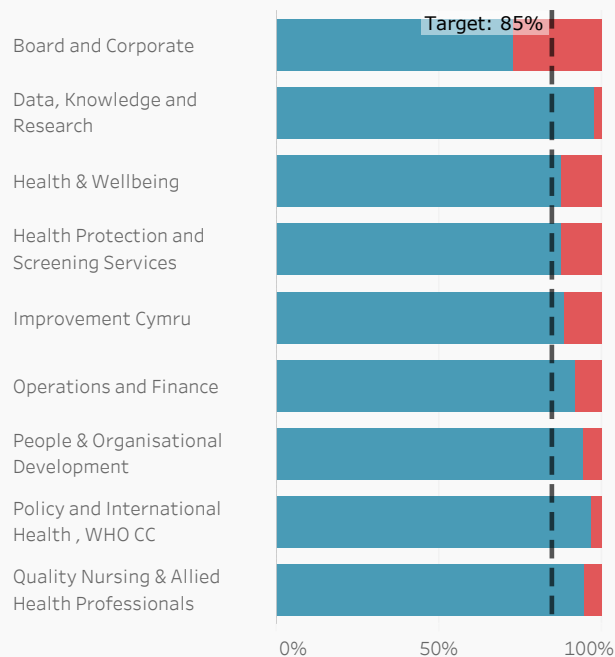
staff out of Compliance



COMPLIANCE % BY HIERARCHY

COMPLIANT or NON COMPLIANT members of staff

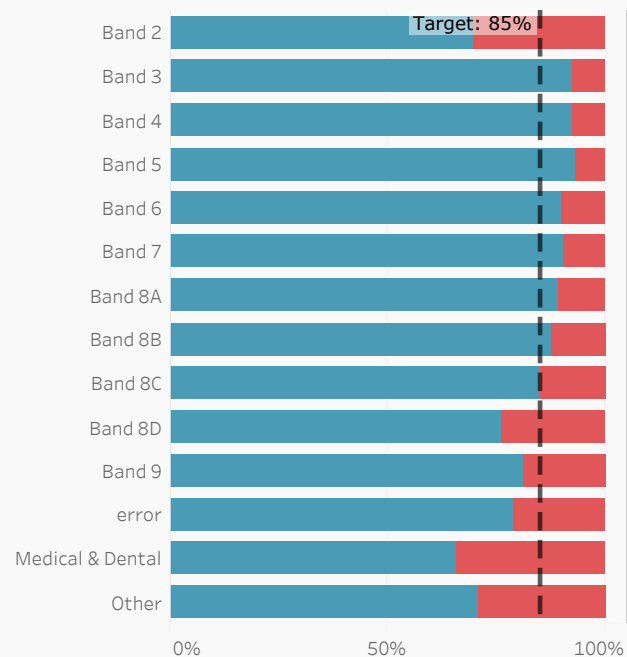
Filters:



COMPLIANCE % BY PAY GRADE

COMPLIANT or NON COMPLIANT members of staff

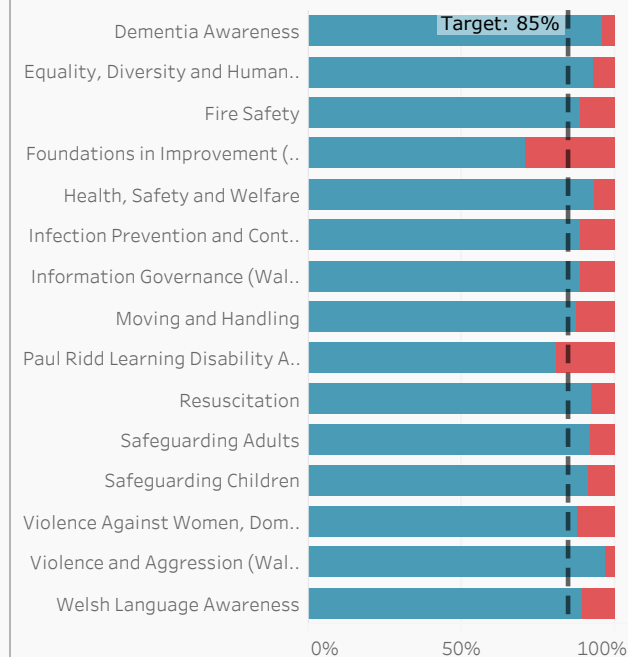
Filters:



COMPLIANCE % BY COMPETENCE

COMPLIANT or NON COMPLIANT members of staff

Filters:




OVERVIEW |



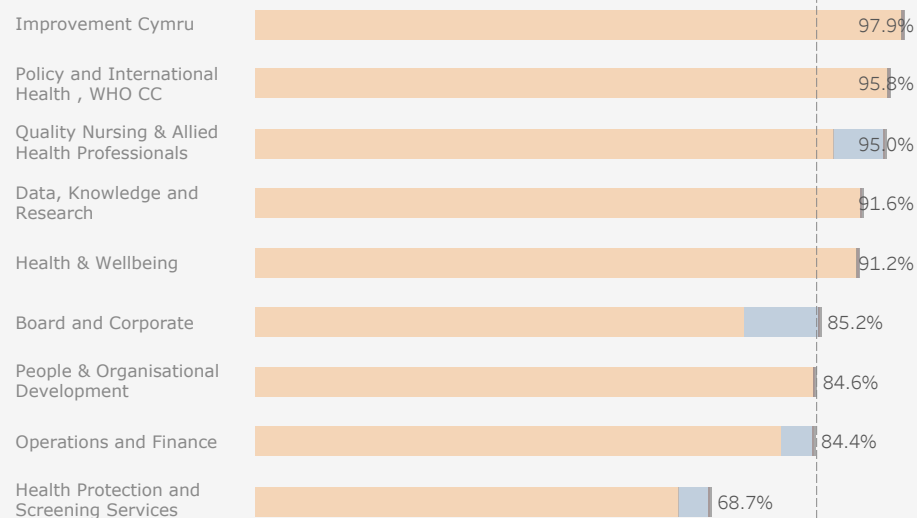
76.2%

of reviews completed within 12 months
vs a target of 85%

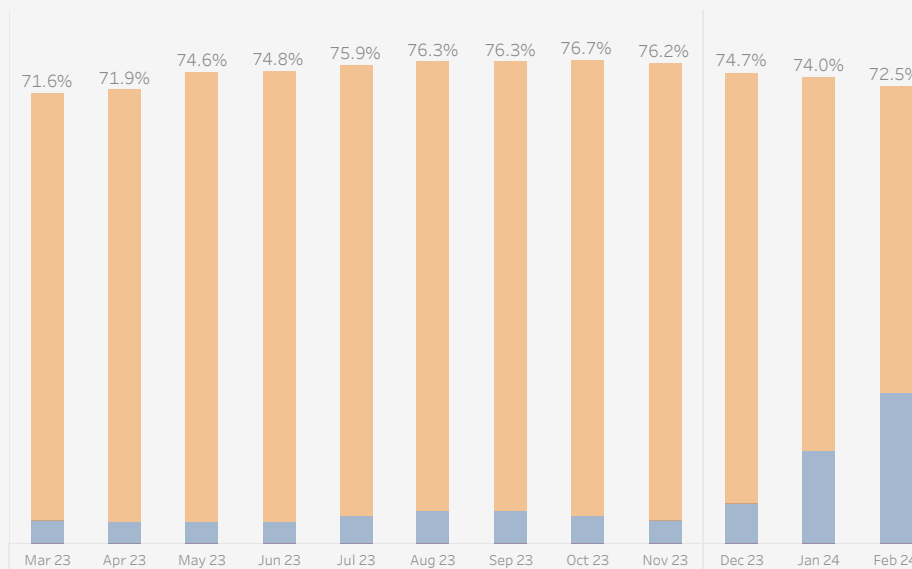


REVIEW STATUS % BY DIRECTORATE

Status: **In date** | **Due in next 3 months** | **No recorded appraisal** | **Out of date**
Click to drilldown through the hierarchy



APPRAISALS TREND ACROSS LAST 9 AND NEXT 3 MONTHS



DIVERSITY BREAKDOWN | HR



Dashboard splits out PHW employees by diversity category, highlighting **minority groups** and **unknowns**.

2,207

Total Employees



FILTERS

Select a Month
Nov 23

Directorate
All

RESET

EXPORT



GENDER

Female
74%

Male
26%

DISABILITY

No
78%

Unknown
14%

Yes
7%

RELIGION / BELIEF

Christianity
36%

Atheism
25%

Unknown
21%

Did not disclose
14%

SEXUALITY

Heterosexual
78%

Unknown
10%

LGB
5%

ETHNICITY

White
80%

No Group
11%

BME
9%

AGE

46-55
23%

36-45
27%

56-65
15%

26-35
27%

<=25
6%

WELSH LANGUAGE

Unknown
8%

Low or No Welsh skills
77%

Higher, Proficient or Intermediate Welsh
14%

COMPLETENESS

Complete
72%

Not complete
28%

0%

50%

100%

Data last ran on [7 December 2023] Data Source: [ESR]



Iechyd Cyhoeddus
Cymru
Public Health
Wales

Performance and Assurance Dashboard - Finance: Revenue

Corporate Analytics



Directorate
All

Division
All



Forecast or Actual

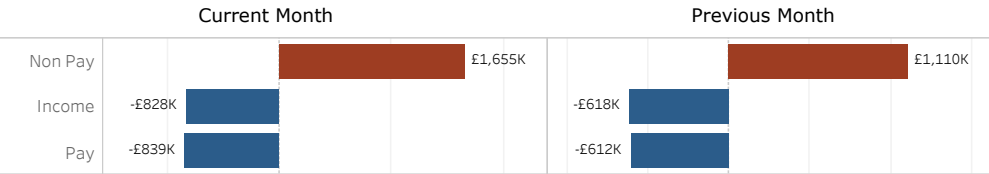
Actual

Forecast

Financial Position on November 2023

-£12K Surplus
Cumulative Reported Position
Previous Month Reported Position **-£120K Surplus**


Cumulative Variance By Income, Pay and Non-Pay



Directorate Position

Directorate_	Annual Budget £000s	Cumulative Budget £000s	Cumulative Actual £000s	Cumulative Variance £000s
Board and Corporate	£2,547K	£1,802K	£1,791K	-£11K
Central Budgets	-£148,930K	-£93,731K	-£93,737K	£7K
Covid 19	£0K	£0K	£0K	£8K
Data, Knowledge and Res..	£5,855K	£3,539K	£3,524K	£1K
Health & Wellbeing	£20,245K	£12,522K	£12,538K	£0K
Health Protection and Scr..	£89,712K	£58,920K	£58,916K	£0K
Hosted	£0K	£0K	£0K	£0K
Improvement Cymru	£8,556K	£5,110K	£5,110K	-£4K
NHS Executive	-£46K	-£2,622K	-£2,622K	£16K
Operations and Finance	£11,252K	£7,450K	£7,451K	-£14K
People & Organisational D..	£2,661K	£1,761K	£1,770K	£0K
Policy, International Heal..	£4,986K	£3,079K	£3,086K	-£5K
Quality Nursing & Allied H..	£3,162K	£2,172K	£2,161K	-£11K

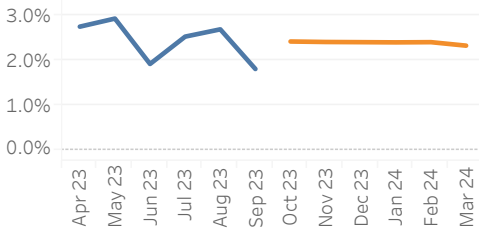
Yearend Forecast Variance



Agency Spend % of Total Pay Bill Actual | Forecast

3.4%
2022/23 Actual

2.4%
Current YTD



Key Financial Risk

Risk

WG funding not yet confirmed - Screening Recovery Funding

WG funding not yet confirmed - Healthy Working Wales Funding

Data Source: **Oracle Qlikview**, Data Updated on: P08-24 , Data Source Rating: **[Gold]**

Amount Type

Actual Estimate

i

Capital Allocation

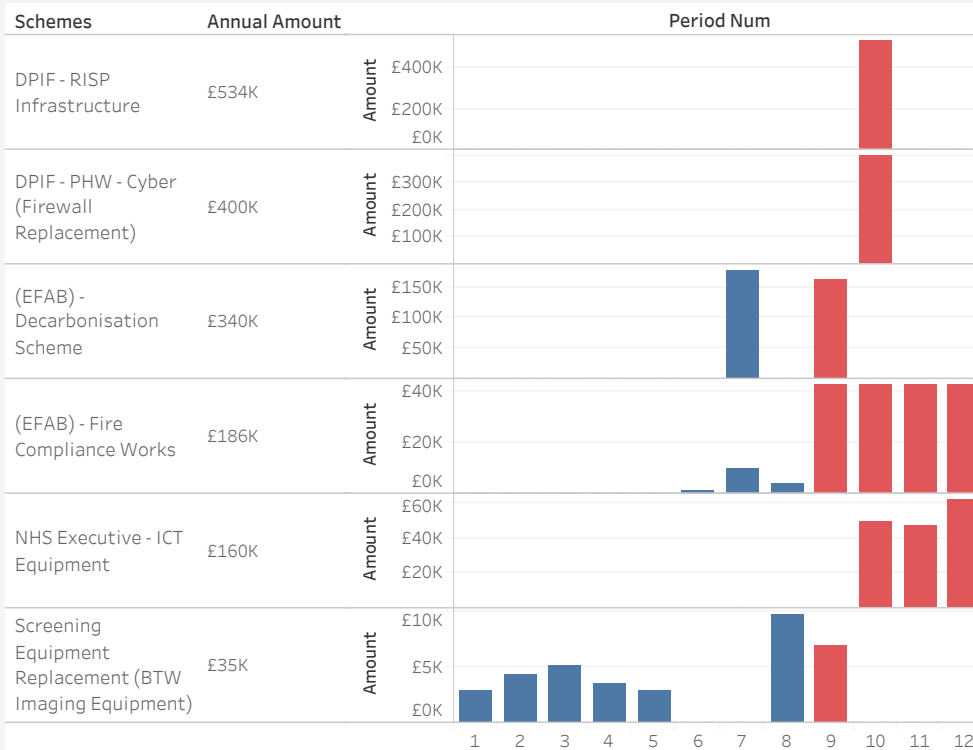
£1,655K
Strategic Allocation

YTD Spend: £221K

£1,233K
Discretionary Allocation

YTD Spend: £156K

Capital Strategic Schemes



Capital Discretionary Schemes



Data Source: **Excel Spreadsheet**, Data Updated on: P08-24 , Data Source Rating: **[Silver]**

Receipts

Capital paymen..

Interest Receiv..

Net cash inflow..

Non-pay expend..

Other incoi

Payments


Capital paymen..

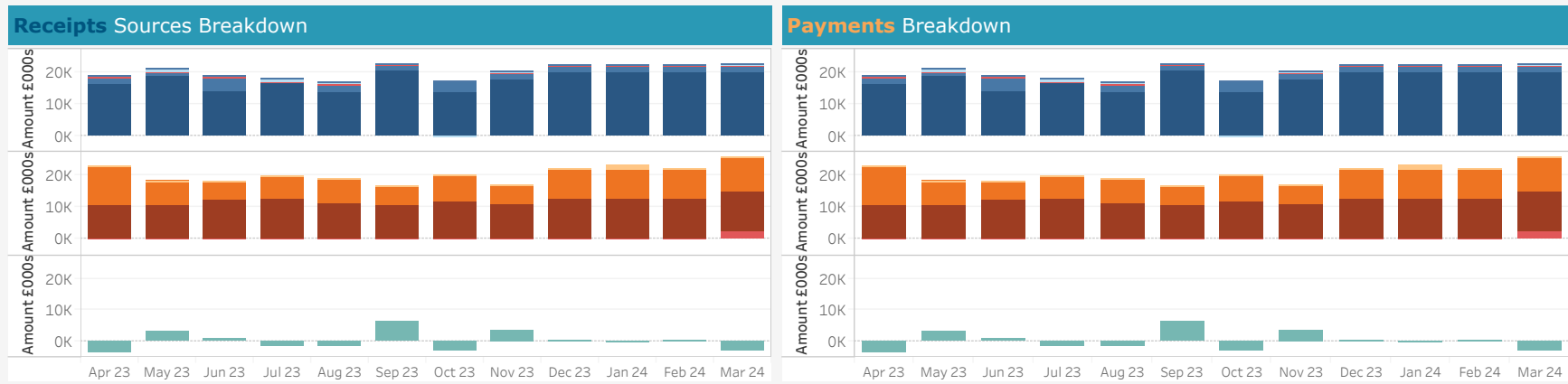
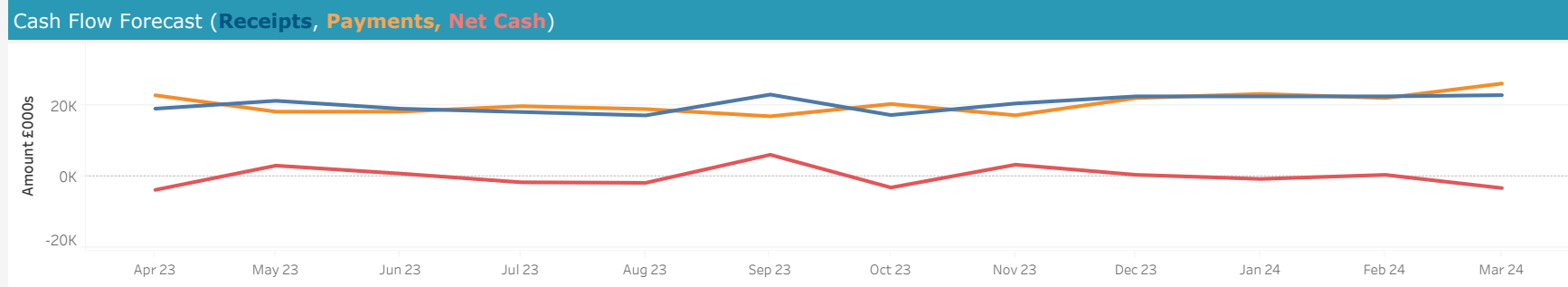
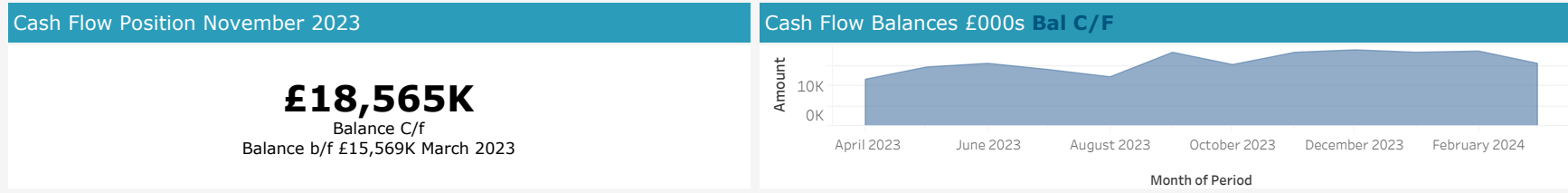
Interest Receiv..

Net cash inflow..

Non-pay expend..

Other incoi





Data Source: **Financial Accounts Reports**, Data Updated on: P08-24 , Data Source Rating: **[Silver]**

Debtor Type

NHS Debtors Non NHS Debtors WGA Debtors WGA .. > 15 weeks > 10 weeks < 15.. < 10 weeks

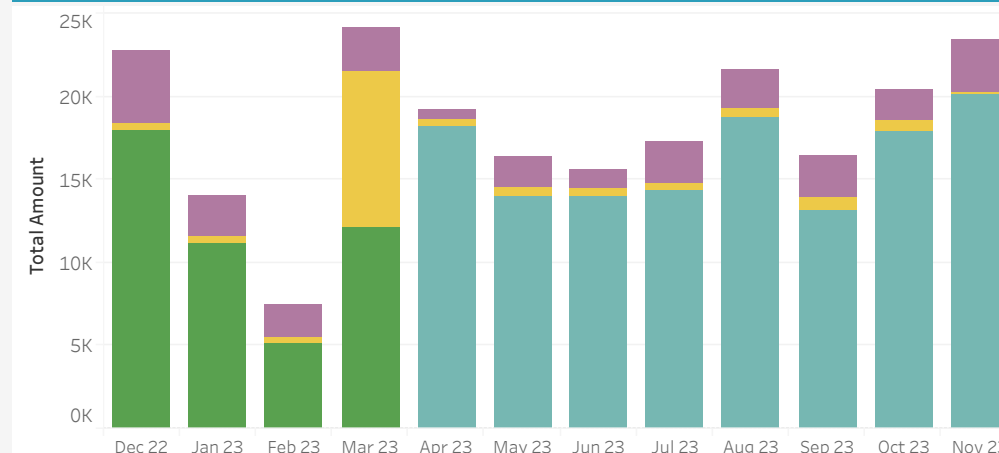
Aging Bucket



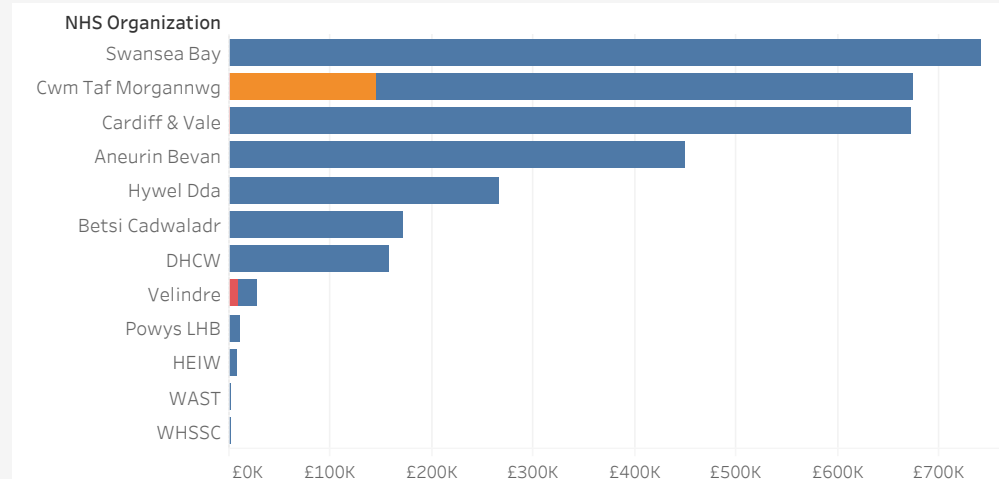
Statement of Financial Position (Balance Sheet)

Sub-Category	Type	Opening Balance £00..	Movement £000s	Closing Balance £00..
Non-Current Assets	Trade and other receivables	3,347	0	3,347
	Property, plant and equipment	33,762	30,781	33,762
	Intangible assets	869	634	869
	Non-Current Assets Sub total	37,978	31,415	37,978
Current Assets	Inventories	2,164	2,164	2,164
	Trade and other receivables	20,850	49,013	20,850
	Cash and cash equivalents	15,569	18,565	15,569
	Assets Sub total	38,583	69,742	38,583
Total Assets	Total Assets	76,561	101,157	76,561
Total Assets Less Current Liabilities	Total Assets Less Current Liabilities	41,179	37,920	41,179
Total Assets Employed	Total Assets Employed	29,740	30,053	29,740
Taxpayer's Equity	PDC	24,965	24,965	24,965
	Retained earnings	3,915	3,935	3,915
	Revaluation reserve	860	1,153	860
Total Taxpayer'S Equity	Total Taxpayer'S Equity	29,740	30,053	29,740

Debtors By Type (NHS, Non-NHS, WGA)



NHS Debtors Current Position



Data Source: **Financial Accounts Reports**, Data Updated on: P08-24 , Data Source Rating: **[Silver]**

■ YTD Actual By Number

■ YTD Actual By Value

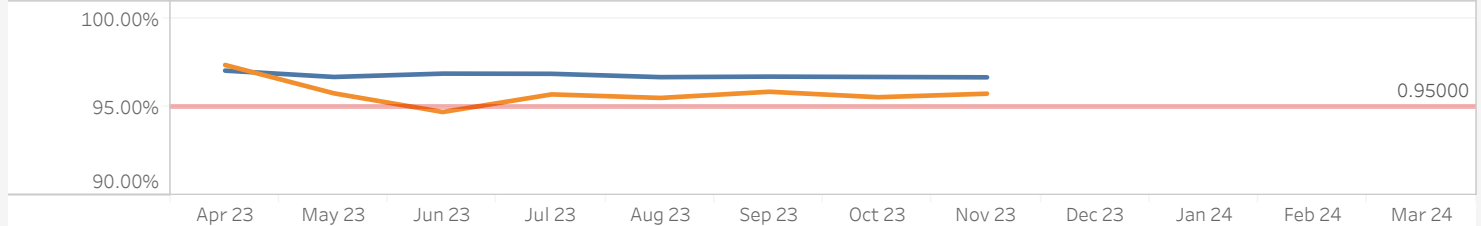


Non-NHS Invoices Paid Within 30 Days

96.70%

Statutory Target: **95%**
YTD Actual By Number

Non-NHS Invoices Paid Within 30 Days

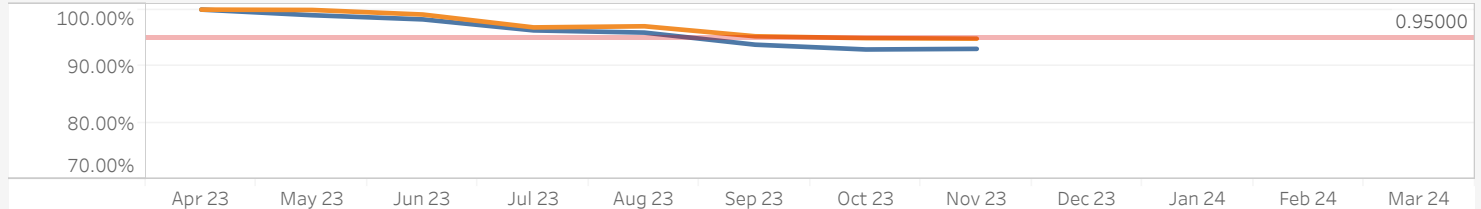


NHS Invoices Paid Within 30 Days

93.05%

Target: **95%**
YTD Actual By Number

NHS Invoices Paid Within 30 Days

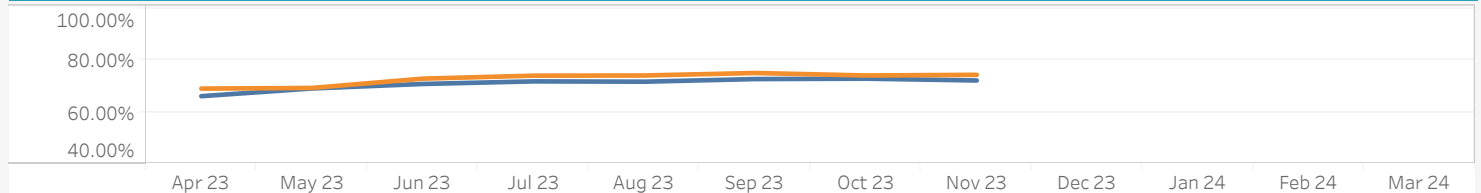


Non-NHS Invoices Paid Within 10 Days

72.14%

YTD Actual By Number

Non-NHS Invoices Paid Within 10 Days

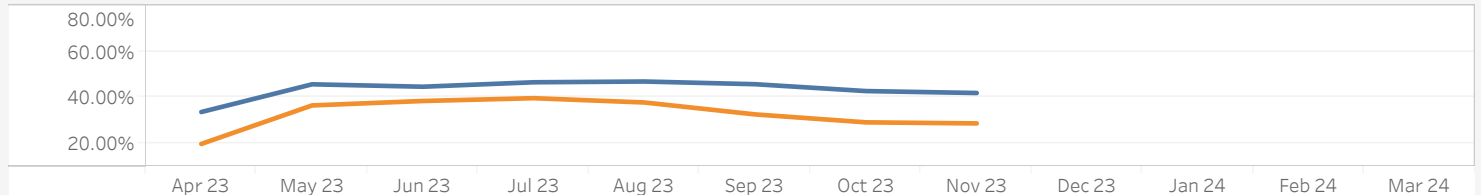


NHS Invoices Paid Within 10 Days

41.96%

YTD Actual By Number

NHS Invoices Paid Within 10 Days



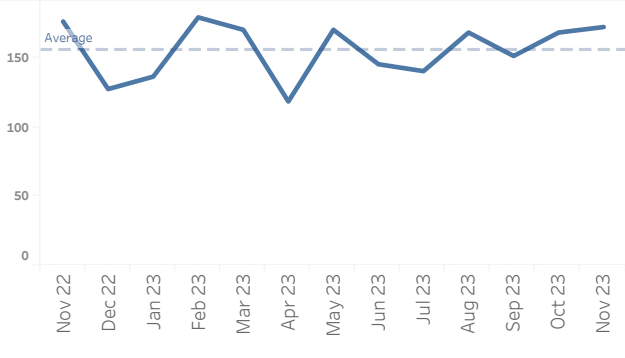
Data Source: **Purchasing Financial Accounts**, Data Updated on: P08-24 , Data Source Rating: **[Silver]**



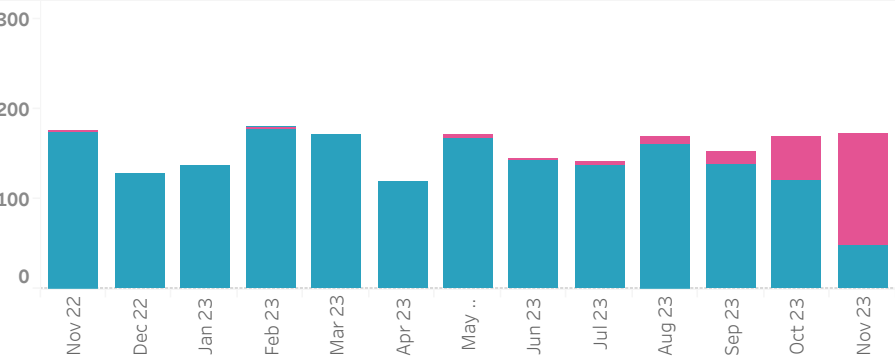
Incidents - Key Metrics



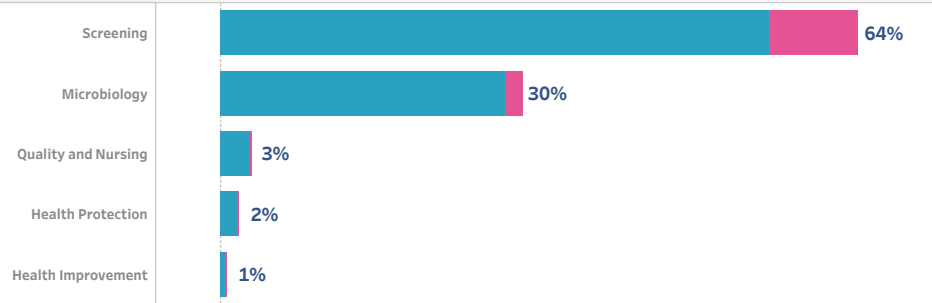
Incidents Overtime



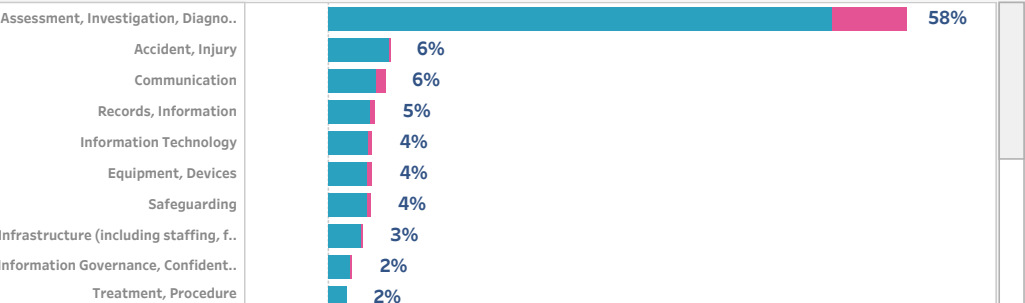
Incidents Overtime Split by Status: Ongoing vs Closed



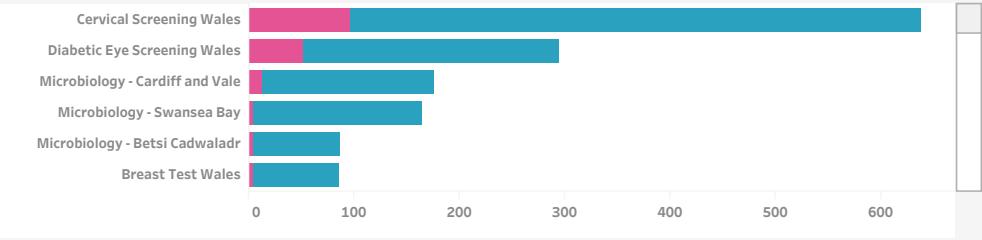
Incidents by Division (Top 5)



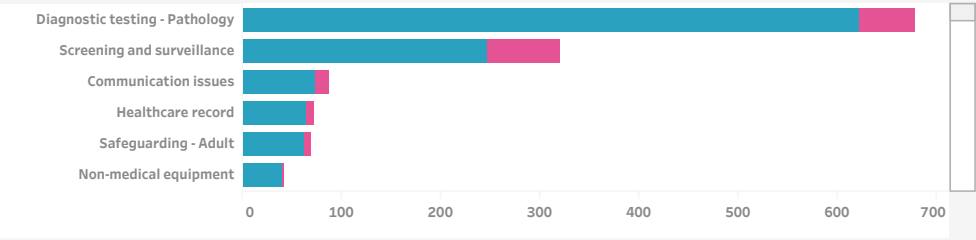
Incidents by Category



Incidents by Team

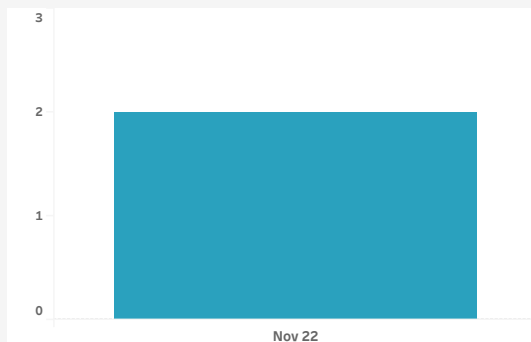


Incidents by Sub Category



Data Source: [Datix], Data Updated on: [11 December 2023], Rating: [Bronze] .When NO filters are selected charts show rolling 12m history

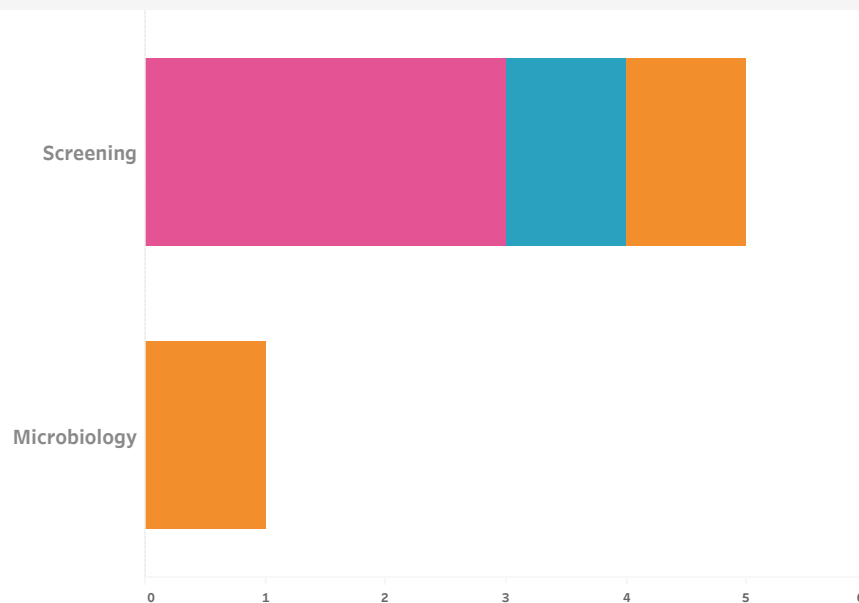
No Surprises overtime



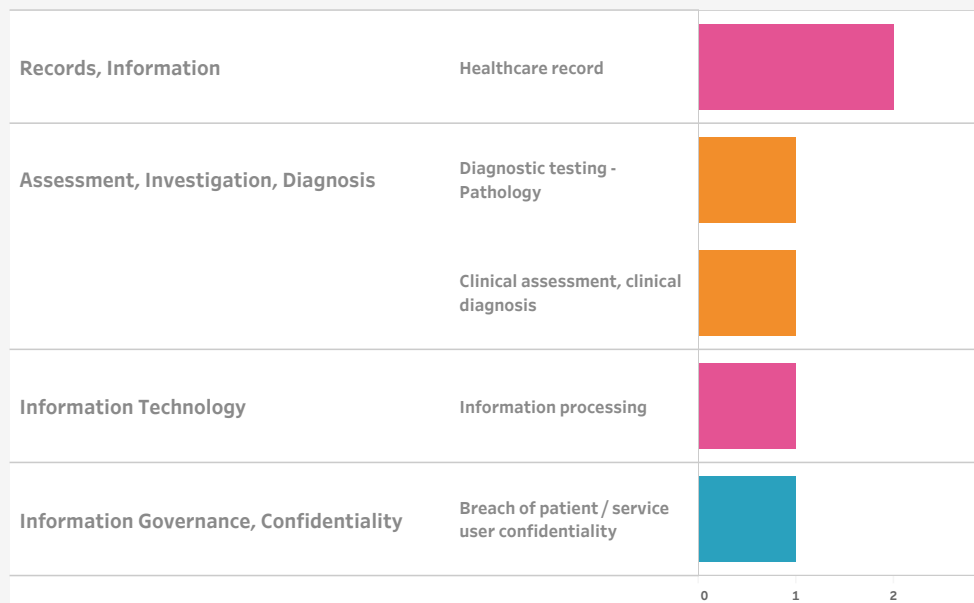
0
Nationally Reportable
Incidents
Last Month

NRIs overtime split Open vs Closed

NRIs and No Surprises split by Division



NRIs and No Surprises split by Category



Data Source: [Datix], Data Updated on: [11 December 2023], Rating: [Bronze] .When NO filters are selected charts show rolling 12m history



Claims and Redress - Key Metrics

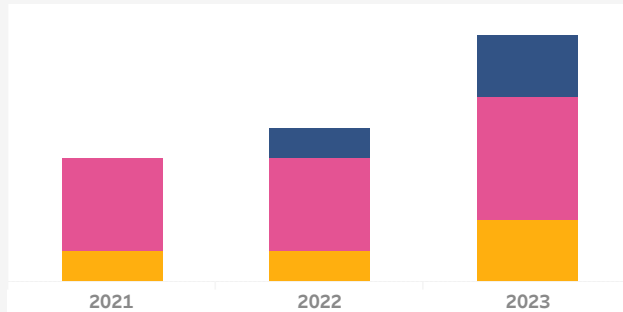
18
Confirmed Claims
Of which, **0** were confirmed in
November 2023

4
Potential Claims
Of which, **0** were raised in
November 2023

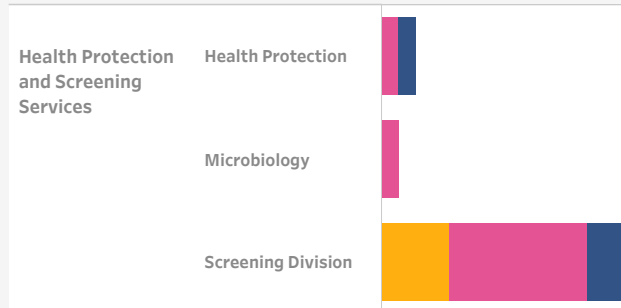
1
Redress Cases
Received
in **November 2023**

0
Redress Cases
Closed
in **July 2022**

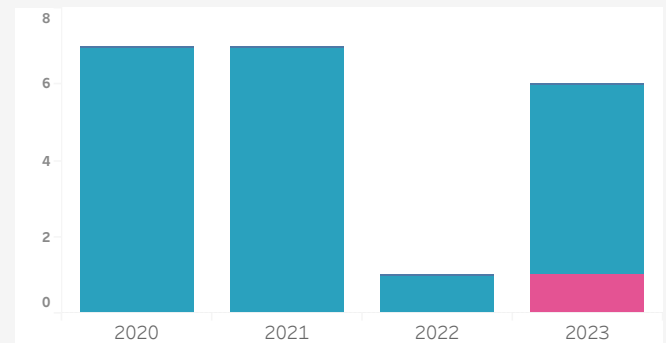
Claims split by year and Approval Status; **Confirmed**, **Potential** and **Withdrawn**.



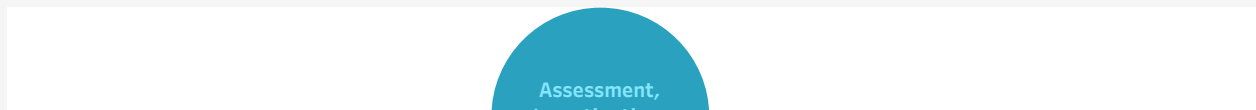
Claims by Location and Type **Confirmed**, **Withdrawn/Rejected** and **Potential**



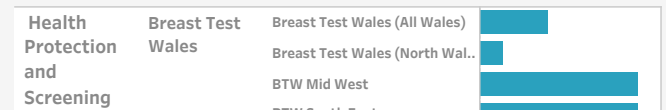
Total Redress by Year split **Open** **Closed**



Claim Types split **Personal Injury** and **Clinical Negligence**



Redress by Location **Open** **Closed**



Data Source: [Datix], Data Updated on: [11 December 2023], Rating: [Bronze] .When NO filters are selected charts show rolling 12m history

Formal Complaints - Key Metrics

85%
Complaints Responded to
within 30 working days
Nov 22 - Oct 23

100%
Complaints Responded to
within 30 working days
Oct 23

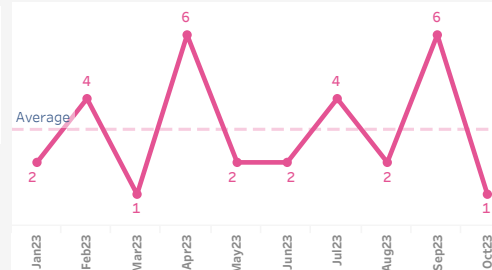
PHW Target
95%
Welsh Gov Target
75%

100%
Complaints Acknowledged
within
5 working days
Oct 23

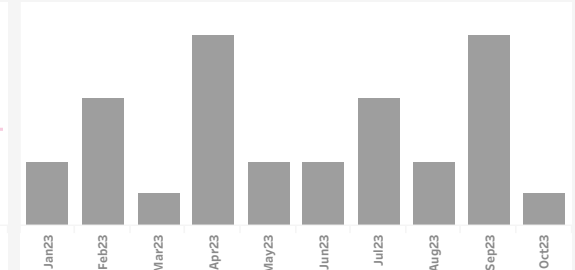
PHW Target
95%

[See more detail](#)

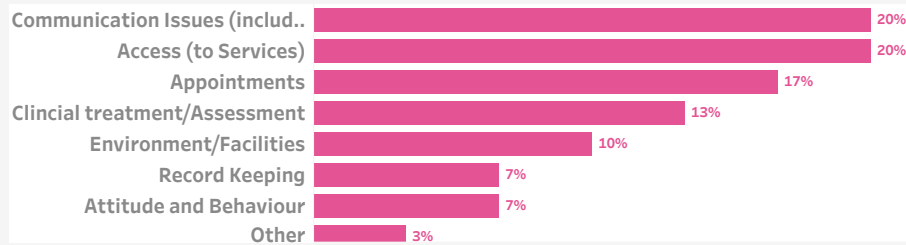
Formal Complaints raised by Month



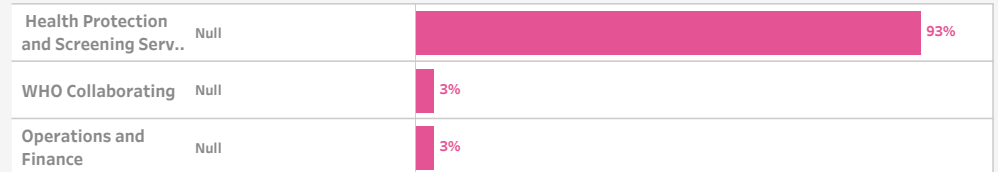
Formal Complaints raised by Month; Open vs Closed



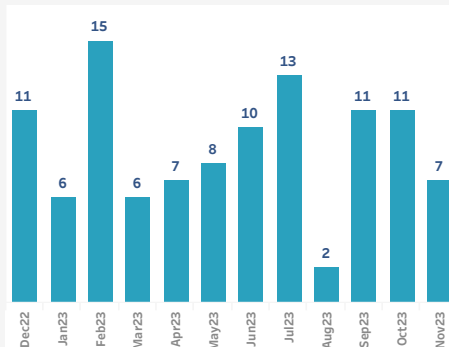
Formal Complaints split by Theme



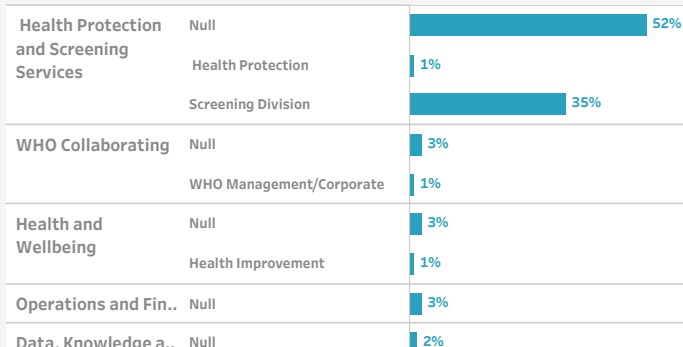
Formal Complaints split by Directorate



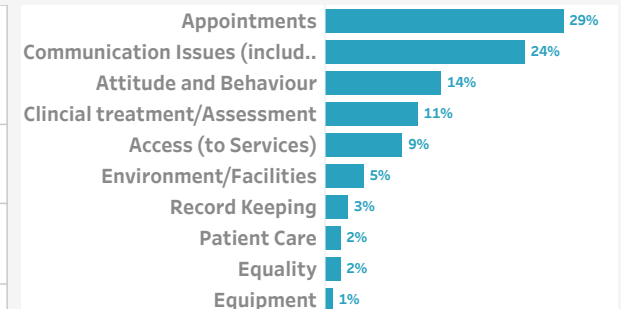
Informal Complaints raised by Month



Informal Complaints split by Directorate



Informal Complaints split by Theme



Data Source: [Datix], Data Updated on: [11 December 2023], Rating: [Bronze] .When NO filters are selected charts show rolling 12m history



GIG
CYMRU
NHS
WALES

Iechyd Cyhoeddus
Cymru
Public Health
Wales

| Strategy and Delivery

Report Date 11/30/2023

IMTP Milestone Status - November

green - on track

158

amber - early warning

6

red - behind schedule

6

blue - suspended

7

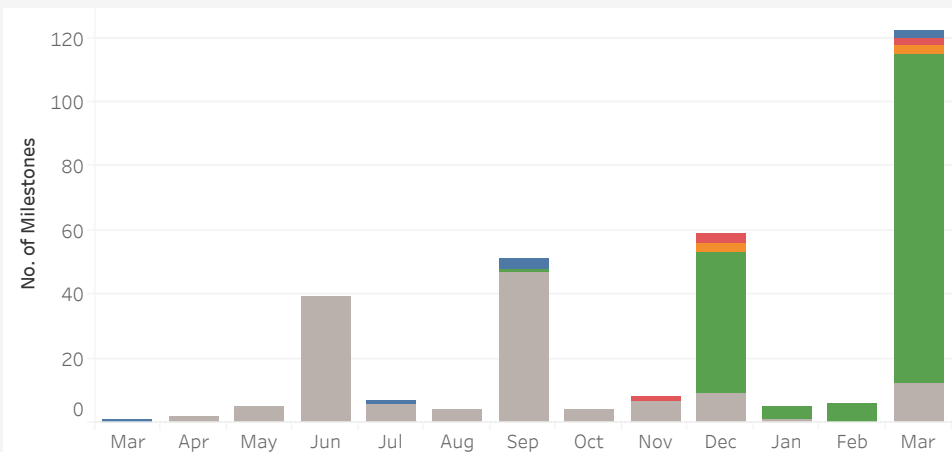
grey - complete

136

By Priority Area

	green - on track	amber - early warning	red - behind schedule	blue - suspended	grey - complete
Wider determinants	11		1		15
Mental and social well-being	8			1	9
Healthy behaviours	19	2	1		21
Sustainable health and care system	22	2	1	1	16
Excellent public health services	41		1	3	25
Climate change	5				3
Enabling delivery	52	2	2	2	47

By Delivery Date



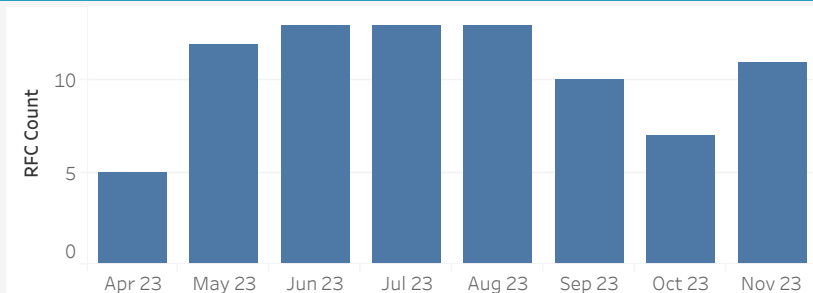
Requests for Change

11

RFC's requested
in November

21.0%

of Milestones with 1+ RFCs



Data Source: IMTP Reporting, Data updated on:12-Dec-23, Rating: Gold

Priority, Directorate or Ministerial Priority
Priority Area

Data Source: IMTP Reporting, Data updated on:12-Dec-23, Rating: Gold

Report Date
11/30/2023

Request for Change Detail - Current Period

Directorate	Milestone Ref	Deliverable / Milestone	Change Type	Month of Original ..	Month of New Delivery ..	What is the reason for change?	What is the impact of the change?
Health & Wellbeing	IMTPM_059	Published an All Wales Weight Management Pathway for Pregnancy	Date change	March 2024	June 2024	We have received a new request from Welsh Government to produce guidelines for the new Weight Management Medications by the end of December. We have replanned IMTPM 052 and rep..	There are a number of linked pieces however due to ongoing engagement
	IMTPM_070	Joint approach with HEIW agreed to embed MECC within the training of health professionals	Date change	December 2023	March 2024	Impact of NERS HIPAS implementation on ability to take MECC actions forward (as both programmes sit within same team) combined with longer time than anticipated to secure mutually ..	Limited impact - deliverable will be
	IMTPM_083	Completed implementation of the new revised Help Me Quit (HMQ) system database	Date change	March 2024	June 2024	As a result of slippage to NERS and more detailed project planning for HMQ implementation, there is now no prospect of implementing this milestone. There is a need, in particular, to e..	The impacts of the change will be: 1) Configuration and (some bespoke c requirements. 2) Reputational - the
	IMTPM_120	Published and disseminated 'coordinated approach to prevention in health and care settings'	Date change	November 2023	March 2024	Ongoing stakeholder engagement is needed to ensure that the considerations for successful implementation are effectively captured in the narrative and given the breadth of stakeholders ..	There will be a delay to achieving n substantial stakeholder engagement
Health Protection and Screening Services	IMTPM_181	Implemented provision of MRI surveillance for women identified at very high risk of breast cancer across Wales	Date change	December 2023	March 2024	Delay in progress of project due to IT issues with image transfers in some areas of Wales	Minimal impact as this service is cu
Improvement Cymru	IMTPM_247	All staff trained in Duty of Quality to a determined level	Date change	December 2023	March 2024	The launch of the national e-learning package for the duty of quality has been delayed - this delay is beyond the control of PHW. It is now planned to be launched in December. As PHW giv..	There will be a delay in all staff obt
People & Organisational Development	IMTPM_205	Developed a strategic and systemic approach to employee engagement which is evidence based and an action plan for how this will be delivered.	Date change	March 2024	September 2024	Incremental changes to the date of the all Wales staff survey and extension of the window during which it was open.	Unable to deliver milestone this ye
	ROIMTPM_...	Undertaken the NHS Wales Staff Survey and develop required organisational actions, in partnership with staff side colleagues, staff networks and directorate/divisional leads	Close milestone	March 2024	Null	1. Subsumed into IMTPM205 for which a RFC has been submitted on 4 Dec.	Low impact - subsumed into 2024-;
Quality Nursing & Allied Health Professionals	IMTPM_105	Framework co-created to support NHS Wales in their development of an organisational strategy for quality in safeguarding	Date change	December 2023	March 2024	Input from the Chief Nursing Officer and Executive Directors of Nursing required	A delay in the ability to audit that f
	IMTPM_239	Utilised the Clinical Governance Framework developed and agreed in 2023-24 implementing the Duty of Quality requirements	Date change	December 2023	March 2024	To ensure the correct approach is applied, it has taken longer than anticipated; work is in progress and is expected to be completed by Mar-24.	The Duty of Quality reporting is on
WHO Collaborating Centre	IMTPM_014	Undertaken a literature review exploring the link between social capital and health equity in the context of the cost of living crisis and pandemic recovery.	Scope change (including changing wor..	March 2024	Null	Review and input with internal stakeholders identified that taking a futures, horizon scanning approach would improve the novelty and impact of this work.	Improved opportunities for impact this approach being adopted by sta

Data Source: IMTP Reporting, Data updated on:12-Dec-23, Rating: Gold

Programme Delivery Confidence Assessment (DCA)

Amber	Amber/Red	Green	Green/Amber	Red	Transferred to BAU
3	0	3	4	0	1

24
Average months duration

Programme Detail

Tier	Programme Name	Sep	Oct	Nov	
1	COVID-19 Public Inquiry	G	G	T	
	Diabetic Eye Screening Transformation Programme	G	G	G/A	
	Establishment of NHS Executive - Phase 2	G/A	G/A	G/A	
	Records Management System	G	G	G	
	Web Transformation	G	G/A	G	
2	Aligning to the National Immunisation Framework	A	A	A	
	Covid transition - Pandemic to Endemic	G/A	G/A	G/A	
	Estates	G	G	G	
	Health Improvement Patient Administration System (HIPAS)	G/A	G/A	A	
	Infection Services Redesign	G/A	A	A	
	New Health Protection Operating Model	G/A	G/A	G/A	

Mar 22 Jun 22 Sep 22 Dec 22 Mar 23 Jun 23 Sep 23 Dec 23 Mar 24 Jun 24 Sep 24 Dec 24 Mar 25

Data Source: DCA Reporting, Data updated on:12-Dec-23, Rating: Gold



Performance & Assurance Dashboard - Newborn Bloodspot Screening

Corporate Analytics



Select Indicator

Newborn Bloodspot Coverage (Newborns)

Select Area

Wales

i


Latest Month

95.3%
November 2023

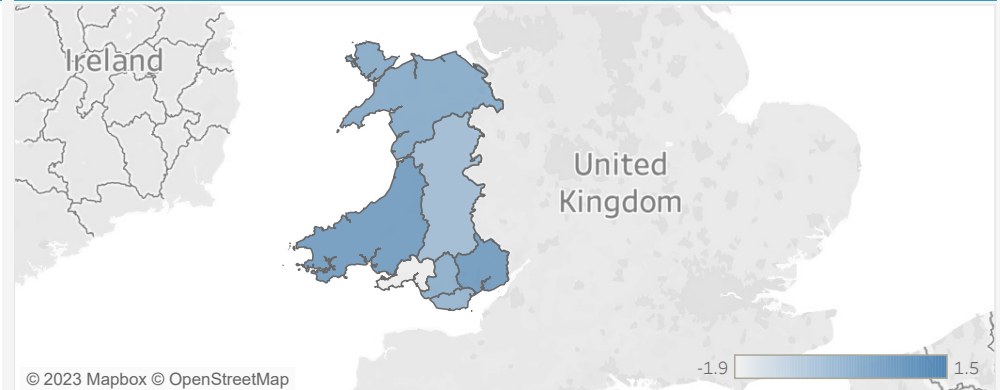
Previous month

95.5%
October 2023

Latest performance by Health Board

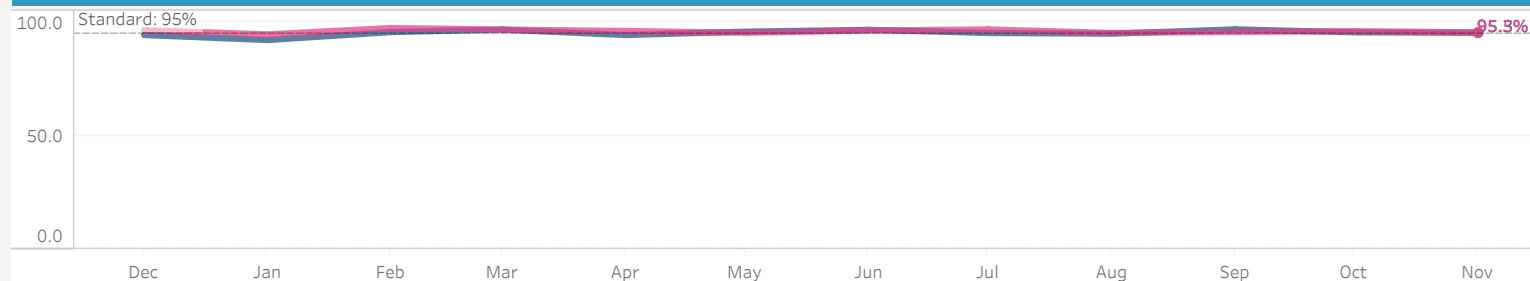


Variance against Standard (12 month avg)



Annual trend (%)

Latest year Previous year



Annual change

▼ **-0.2%**

Data Source: [Screening Informatics], Data Updated on: , Data Source Rating: [Silver/Gold]

Select Indicator

Newborn Bloodspot Avoidable Repeat Rate

Select Area

Wales



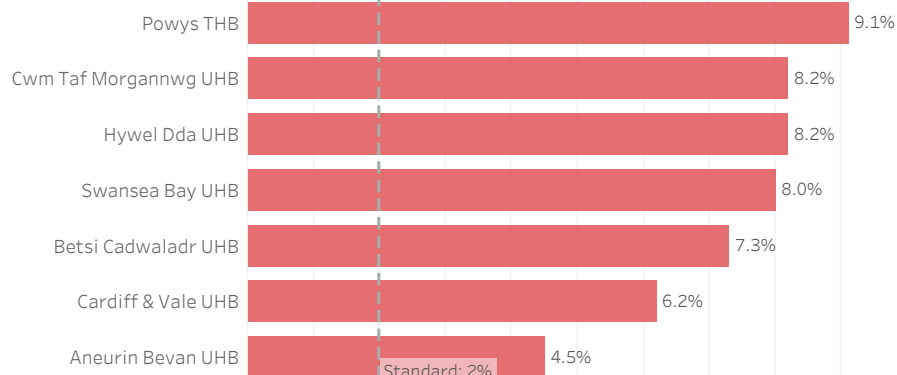
Latest Month

6.9%
November 2023

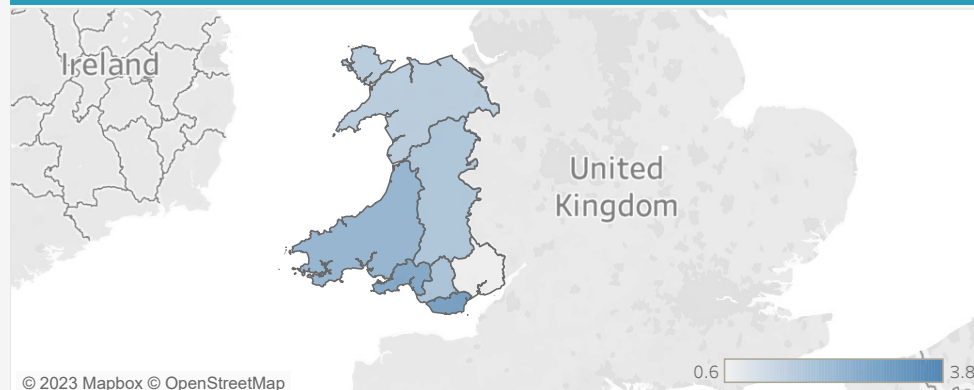
Previous month

4.8%
October 2023

Latest performance by Health Board



Variance against Standard (12 month avg)



Annual trend (%)

Latest year Previous year

Annual change



▲ 4.5%

Data Source: [Screening Informatics], Data Updated on: , Data Source Rating: [Silver/Gold]

Select Indicator

Well Babies Completing Screening within 4 weeks

Select Area

Wales



Latest Month

97.3%
October 2023

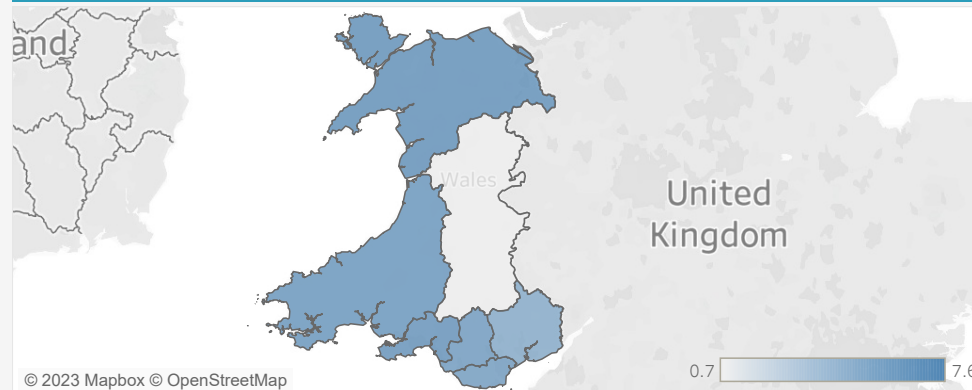
Previous month

96.9%
September 2023

Latest performance by Health Board

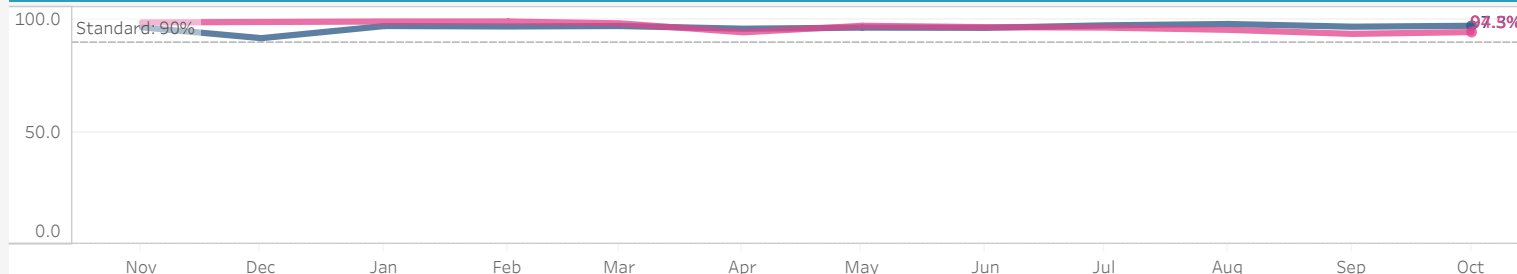


Variance against Standard (12 month avg)



Annual trend (%)

Latest year Previous year



Annual change

▲ 2.8%

Data Source: [Screening Informatics], Data Updated on: 01-Dec-23, Data Source Rating: [Silver/Gold]

Select Indicator

Babies Completing Assessment within 3 Months

Select Area

Wales



Latest Month

85.7%
October 2023

Previous month

78.8%
September 2023

Latest performance by Health Board

Data unavailable at Health Board level due to small numbers

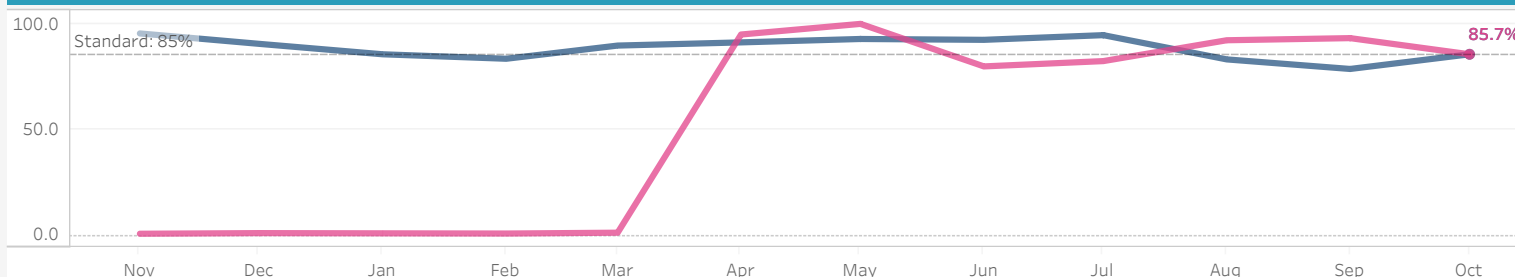
Variance against Standard (12 month avg)

Data unavailable at Health Board level due to small numbers

Annual trend (%)

Latest year Previous year

Annual change



0.0%

Data Source: [Screening Informatics], Data Updated on: 01-Dec-23, Data Source Rating: [Silver/Gold]

Select Indicator

Assessment invitations given within 3 weeks of screen

Select Area

Wales



Latest Month

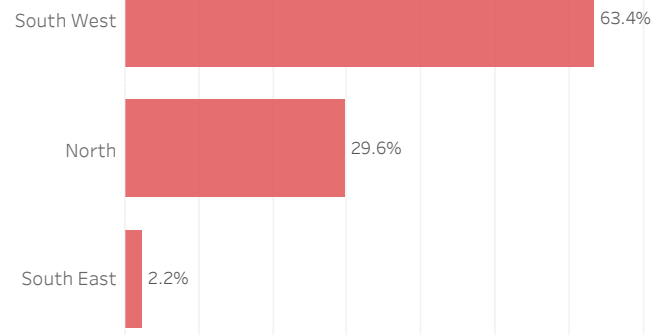
24.9%
October 2023

Please note this update relates to October data due to a technical issue which is being investigated by the infrastructure team

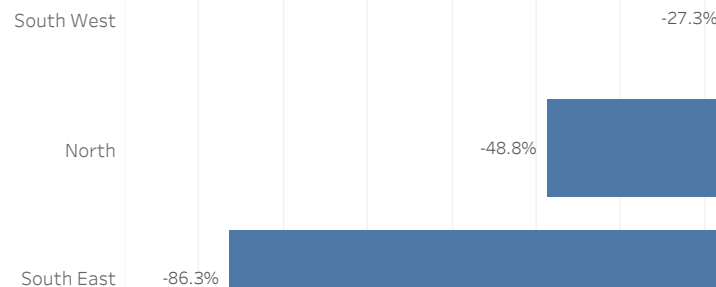
Previous month

11.5%
September 2023

Latest performance by Region

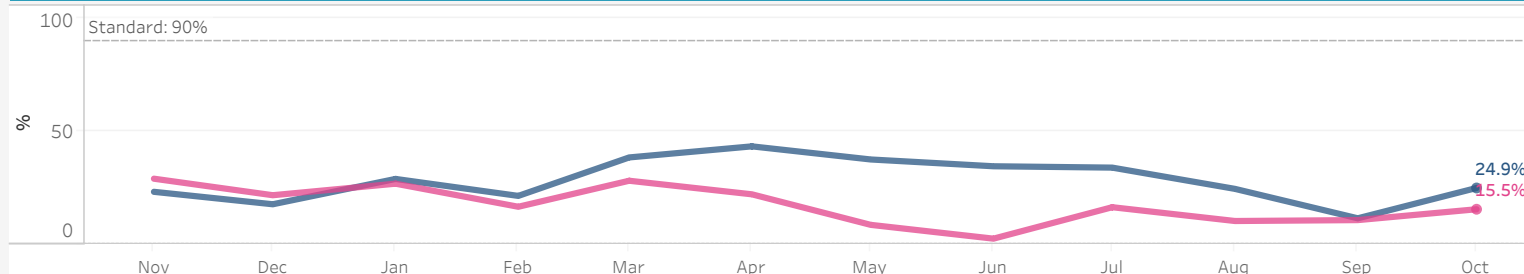


Variance against Standard (12 month avg*)



Annual trend (%)

Latest year Previous year



Annual change

▲ 9.4%

Data Source: [Screening Informatics], Data Updated on: 06-Nov-23, Data Source Rating: [Silver/Gold]

Select Indicator

Normal results sent within 2 weeks of screen

Select Area

Wales



Latest Month

91.3%

October 2023


Please note this update relates to October data due to a technical issue which is being investigated by the infrastructure team.

Previous month


90.7%

September 2023

Latest performance by Region

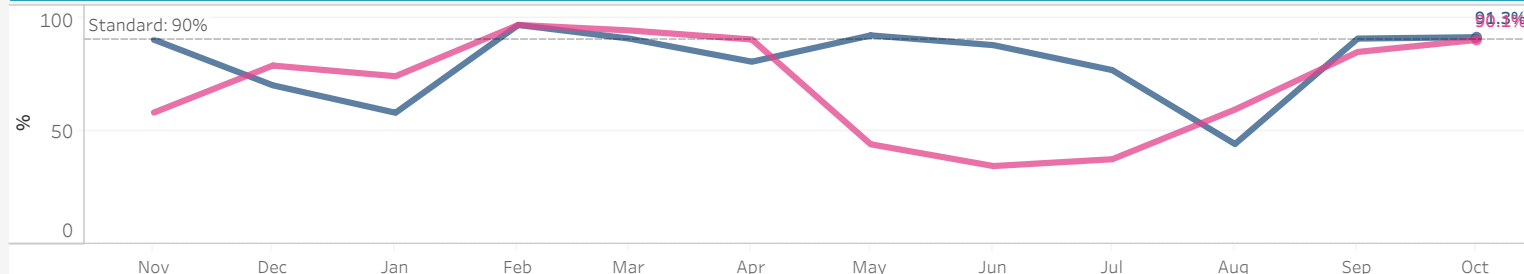


Variance against Standard (12 month avg*)



Annual trend (%)

Latest year Previous year



Annual change

▲ **1.2%**

Data Source: [Screening Informatics], Data Updated on: 09-Oct-23, Data Source Rating: [Silver/Gold]

Select Indicator

Round length (invited within 36 months)

Select Area

Wales



Latest Month

30.8%

October 2023

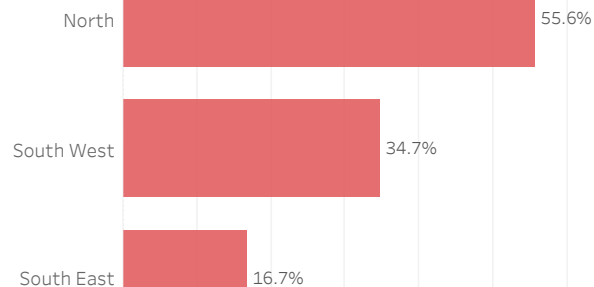
Please note this update relates to October data due to a technical issue which is being investigated by the infrastructure team.

Previous month

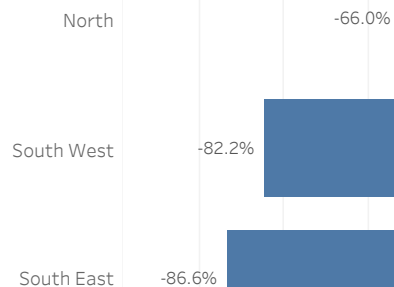
21.2%

September 2023

Latest performance by Region

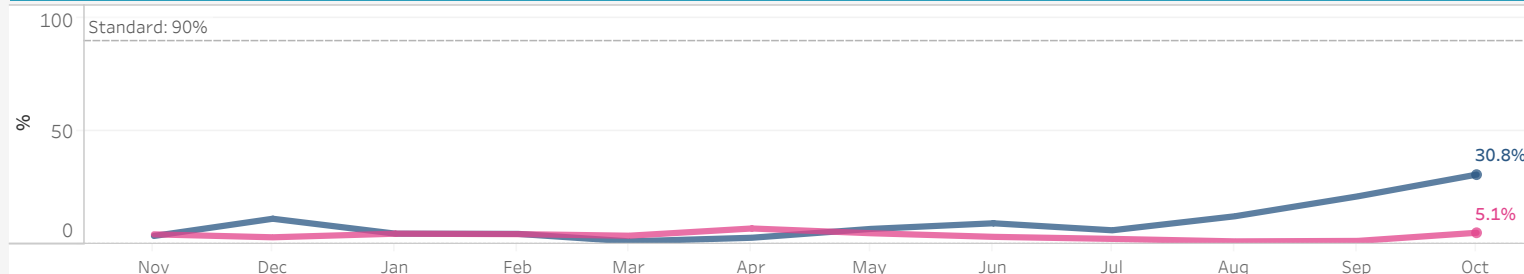


Variance against Standard (12 month avg*)



Annual trend (%)

Latest year Previous year



Annual change

▲ 25.7%

Data Source: [Screening Informatics], Data Updated on: 09-Oct-23, Data Source Rating: [Silver/Gold]

Select Indicator

Waiting Time for Screening Test Results (4 Weeks)

Select Area

Wales




Latest Month

85.3%
November 2023

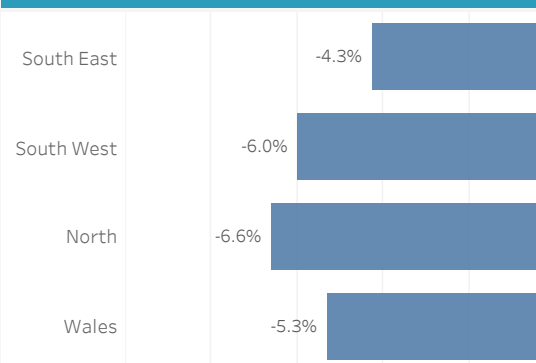
Previous month

86.9%
October 2023

Latest performance by Region

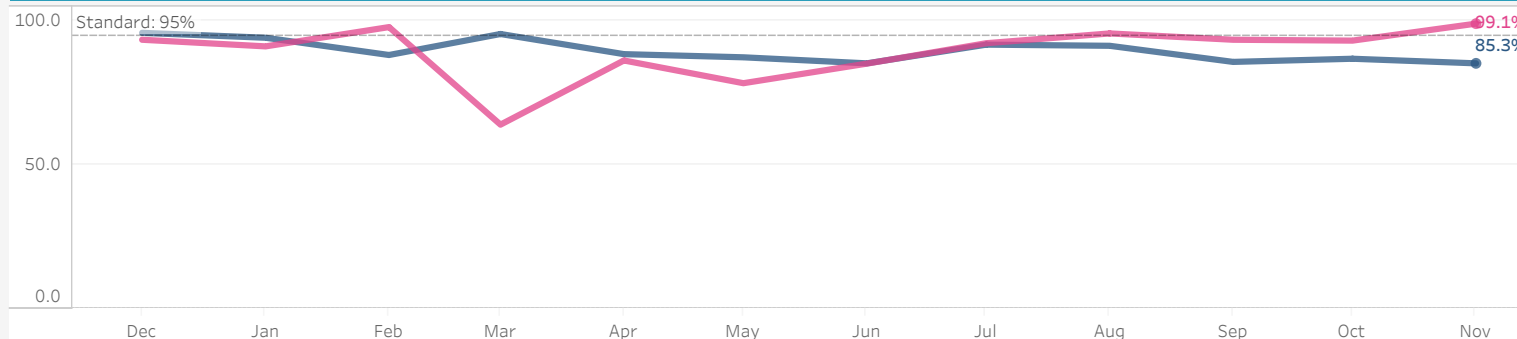


Variance against Standard (12 month avg)



Annual trend (%)

Latest year Previous year



Annual change

▼ -13.8%

Data Source: [Screening Informatics], Data Updated on: 01-Dec-23, Data Source Rating: [Silver/Gold]

Select Indicator

Cervical Screening Age Appropriate Coverage - Combined

Select Area

Wales



Latest Month

68.3%
July 2023

Coverage is calculated at a fixed point in time and a 2 month delay in report production due to data entry and validation

Previous month

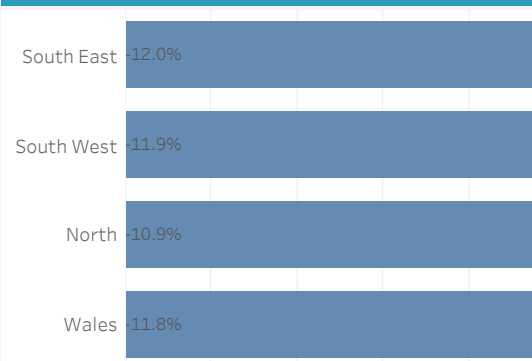
68.2%
April 2023

Coverage is calculated at a fixed point in time and a 2 month delay in report production due to data entry and validation

Latest performance by Region

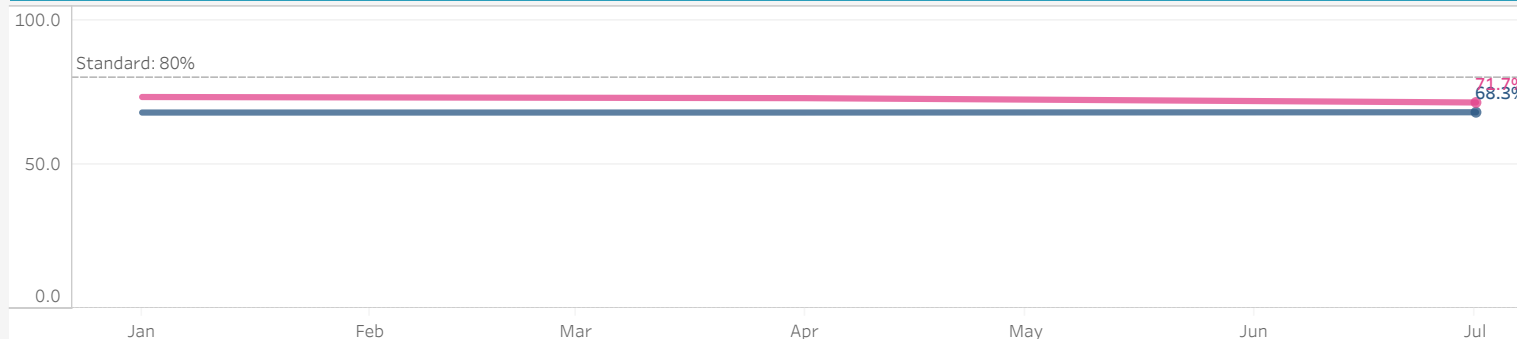


Variance against Standard (12 month avg)



Annual trend (%)

Latest year Previous year



Annual change

▼ **-3.5%**

Data Source: [Screening Informatics], Data Updated on: 01-Dec-23, Data Source Rating: [Silver/Gold]

Select Indicator

Bowel screening coverage

Select Area

Wales



Latest Month

64.4%
November 2023

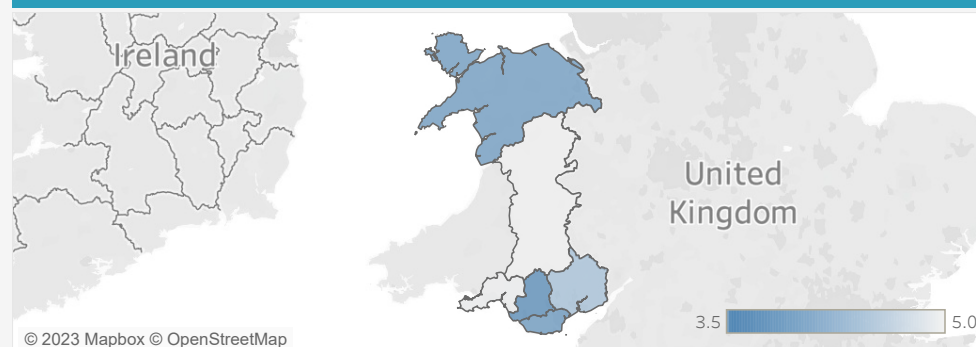
Previous month

64.3%
October 2023

Latest performance by Health Board

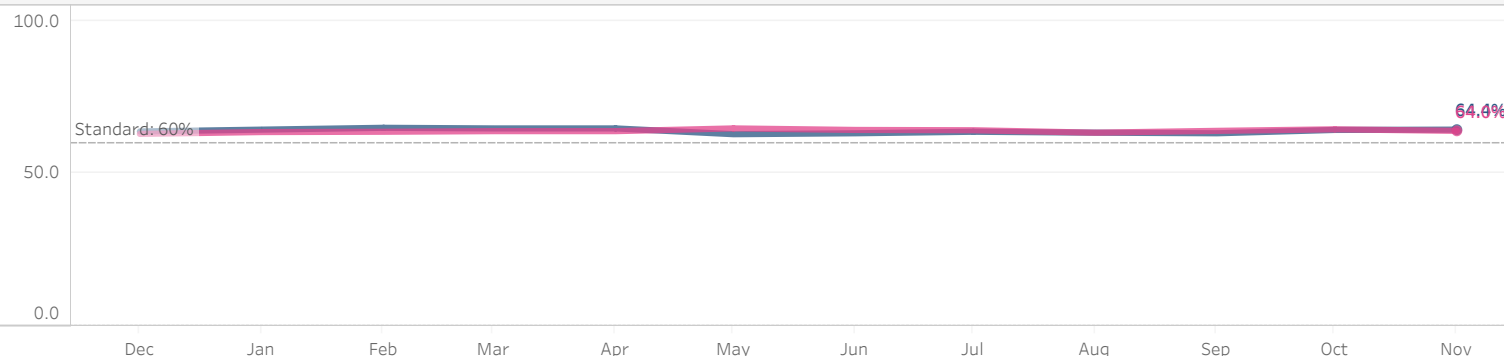


Variance against Standard (12 month avg)



Annual trend (%)

Latest year Previous year



Annual change

▲ 0.4%

Data Source: [Screening Informatics], Data Updated on: 06-Dec-23, Data Source Rating: [Silver/Gold]

Select Indicator

Waiting Time for Index Colonoscopy

Select Area

Wales



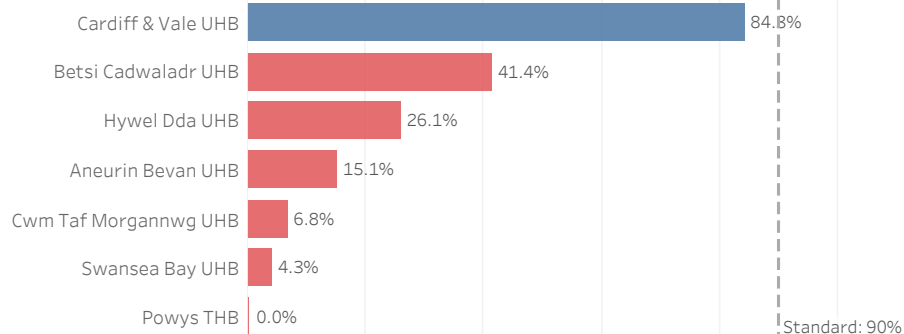
Latest Month

28.3%
October 2023

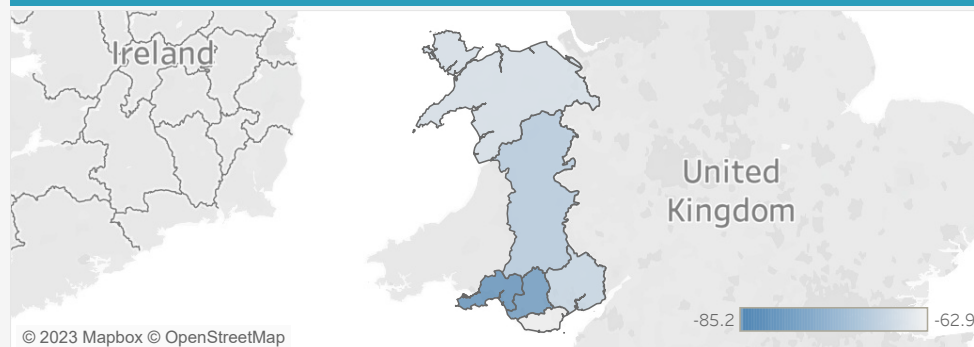
Previous month

20.8%
September 2023

Latest performance by Health Board

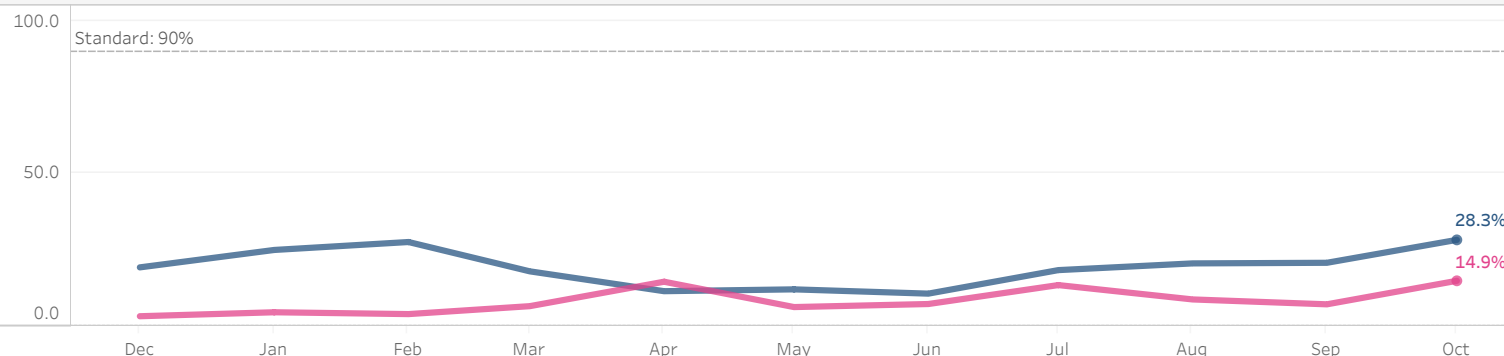


Variance against Standard (12 month avg)



Annual trend (%)

Latest year Previous year



Annual change

▲ 13.4%

Data Source: [Screening Informatics], Data Updated on: 06-Dec-23, Data Source Rating: [Silver/Gold]

Select Indicator

Results Letters Printed (3 weeks)

Select Area

Wales



Latest Month

100.0%


November 2023

Previous month


99.9%

October 2023

Latest performance by Region

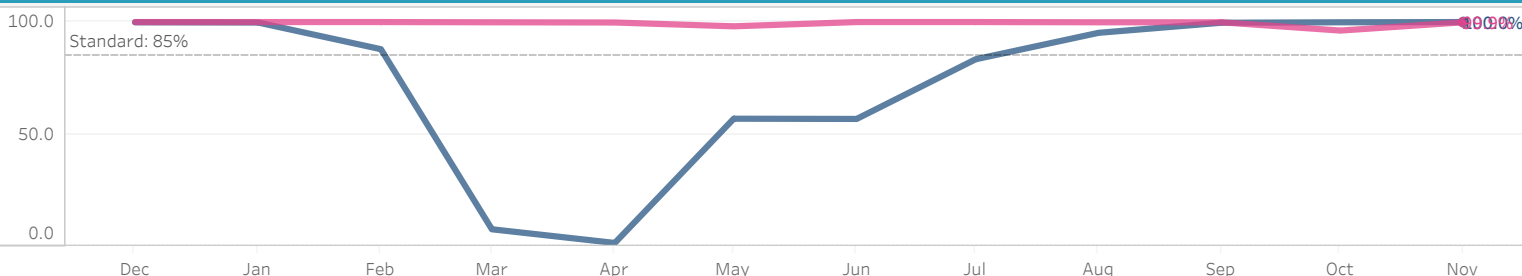


Variance against Standard (12 month avg*)



Annual trend (%)

Latest year Previous year



Annual change

▲ 0.1%

Data Source: [Screening Informatics], Data Updated on: 07-Dec-23, Data Source Rating: [Silver/Gold]

Select Indicator

Coverage (12 months)

Select Area

Wales



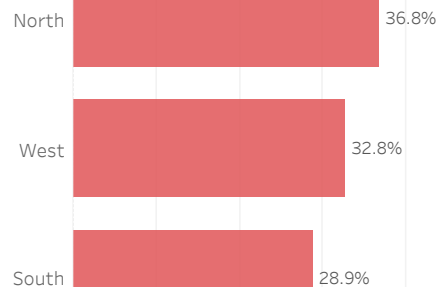
Latest Month

31.3%
November 2023

Previous month

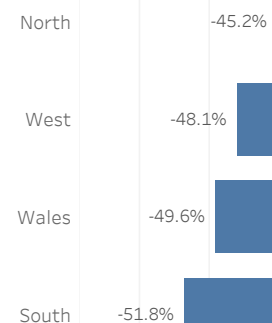
30.0%
October 2023

Latest performance by Region



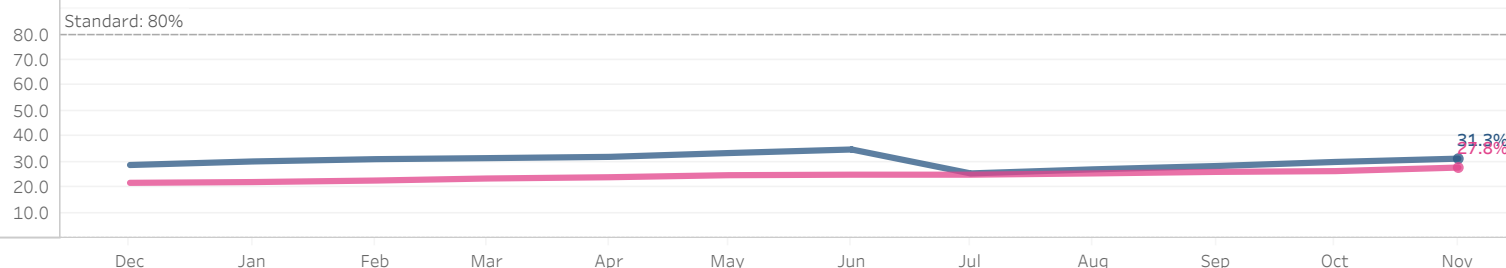
Standard: 80%

Variance against Standard (12 month avg*)



Annual trend (%)

Latest year Previous year



Annual change

▲ 3.5%

Data Source: [Screening Informatics], Data Updated on: 07-Dec-23, Data Source Rating: [Silver/Gold]

Select Indicator

Small AAA Surveillance Uptake

Select Area

Wales



Latest Month

92.4%


November 2023

Previous month

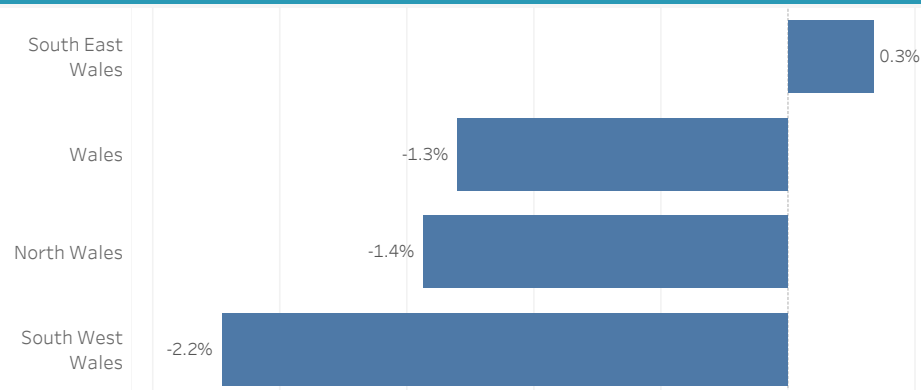
95.7%

October 2023

Latest performance by Region

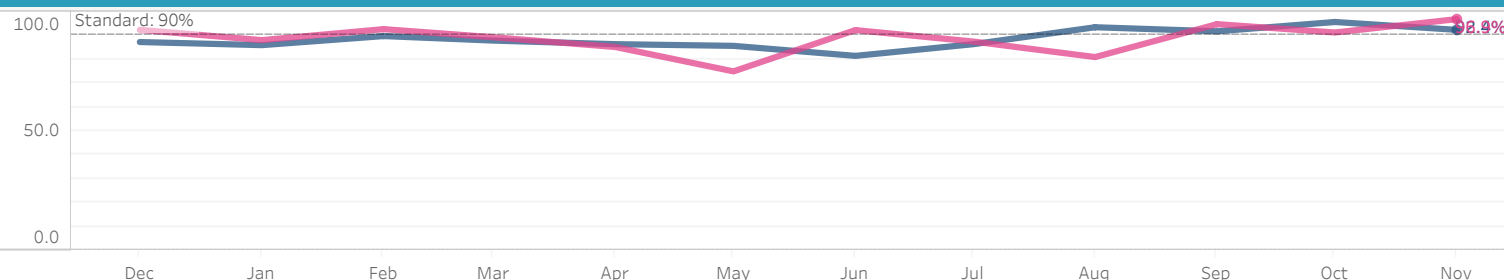


Variance against Standard (12 month avg*)



Annual trend (%)

Latest year Previous year



Annual change

▼ -4.5%

Data Source: [Screening Informatics], Data Updated on: 06-Dec-23, Data Source Rating: [Silver/Gold]

Select Indicator

Medium AAA Surveillance Uptake

Select Area

Wales



Latest Month

88.7%


November 2023

Previous month

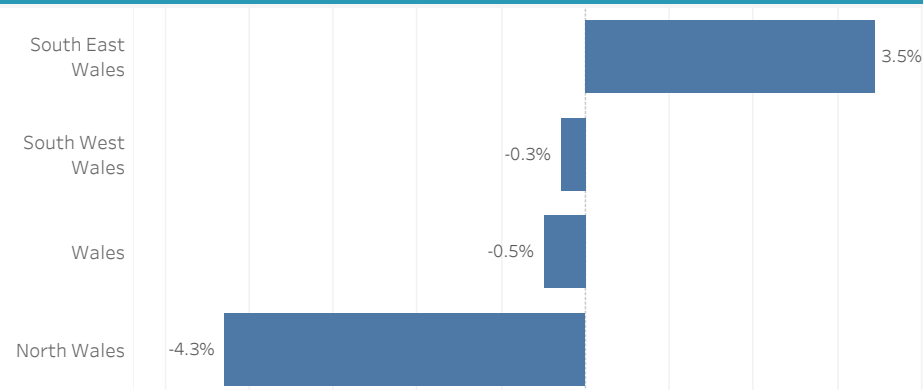
97.9%

October 2023

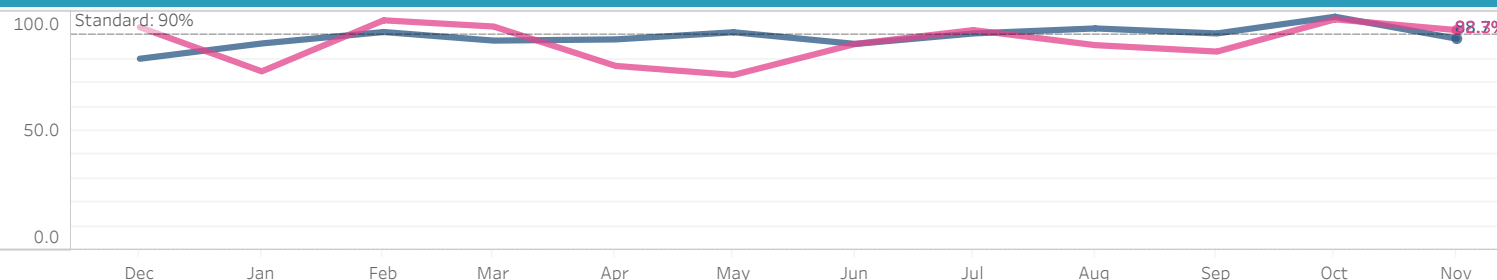
Latest performance by Region



Variance against Standard (12 month avg*)



Annual trend (%)



Annual change

▼ -3.6%

Data Source: [Screening Informatics], Data Updated on: 06-Dec-23, Data Source Rating: [Silver/Gold]

Key Service Indicators

Performance Dashboard - Additional Indicators				
■ >10% outside target ■ Within 10% of target ■ Achieving target Not available				
Indicator	Timeframe			
Vaccination and Immunisation	Target ¹			
Influenza vaccination uptake among those aged 65+	75%	at 25 April 2023 76.3%	at 25 Oct 2023 56.5%	at 5 Dec 2023 68.2%
Influenza vaccination uptake among the under 65s in high risk groups	55%	44.2%	24.3%	33.8%
Influenza vaccination uptake among pregnant women	75%	Reported annually	Reported annually	Reported annually
Influenza vaccination uptake among healthcare workers	60%	46.2%	12.4%	25.8%
Influenza vaccination uptake among Public Health Wales staff	N/A	Not available	Not available	44.2%
Influenza vaccination uptake among Public Health Wales front line staff	75%	Not available	Not available	43.5%
Percentage of children who received 3 doses of the '6 in 1' vaccine by age 1	95%	Q4 22/23 94.7%	Q1 23/24 94.2%	Q2 23/24 93.8%
Percentage of children who received two doses of the MMR vaccine by age 5	95%	89.4%	89.3%	88.9%
Percentage of girls receiving the HPV vaccination by age 15	90%	Not available	85.3%	85.6%
Percentage of children who received '4 in 1' Pre-School Booster with 2nd MMR dose by age 5	95%	Not available	89.7%	89.2%
Healthcare Associated Infections	Target ¹	Sep	Oct	Nov
Clostridium difficile rate (per 100,000 population)	25	36.0	37.0	38.1
Staph aureus bacteraemia rate (per 100,000 population)	20	26.8	26.4	27.3
E. Coli bacteraemia rate (per 100,000 population)	67	75.2	73.8	75.5
Klebsiella sp bacteraemia rate (per 100,000 population)	10% annual reduction	22.5	23.5	23.8
P. Aeruginosa bacteraemia rate (per 100,000 population)		5.2	5.3	5.0
Microbiology	Target ¹	Q4 22/23	Q1 23/24	Q2 23/24
UKAS status of accreditation to ISO 15189:2012 / ISO 17025:2005	Accredited	Accredited	Accredited	Accredited
EQA performance (Bacteriology)	97%	93%	96%	94%
EQA performance (Virology)	100%	99%	96%	98%
EQA performance (Specialist and reference units)	100%	96%	99%	99%
EQA performance (Food, Water and Environmental Laboratories)	98%	99%	99%	99%
Turnaround time compliance (Bacteriology)	95%	92%	94%	92%
Turnaround time compliance (Virology)	95%	98%	99%	99%
Turnaround time compliance (Specialist and reference units)	95%	99%	99%	100%
Turnaround time compliance (Food, Water and Environmental Labs)	95%	99%	98%	99%
Turnaround time compliance urgent samples (Bacteriology/Virology)	97%	84%	Reported annually	Reported annually

*Gweithio gyda'n gilydd
i greu Cymru iachach*

**Working together
for a healthier Wales**